*



MPM		MPM I a a L
		2019 1 1 2019 12 31

002490 00568

	8 A 9

	2019	2018		2017
	4,388,904,215.91	4,452,014,810.12	-1.42%	2,965,216,722.37
	-196,309,267.90	92,476,375.01	-312.28%	38,038,484.18
	-195,511,134.59	76,871,118.68	-354.34%	-178,210,786.99
	688,353,418.08	369,589,596.32	86.25%	32,500,954.17
/	-0.246	0.1159	-312.25%	0.05
/	-0.246	0.1159	-312.25%	0.05
	-10.63%	4.82%	-15.45%	2.07%
	2019	2018		2017
	5,735,752,344.59	6,607,536,593.37	-13.19%	6,222,802,967.54
	1,747,518,970.85	1,944,091,288.19	-10.11%	1,869,595,561.71

	1,116,519,044.75	1,260,925,989.51	1,023,689,794.92	987,769,386.73
	7,433,709.06	10,579,214.30	-51,188,088.71	-163,134,102.55
	-4,290,090.72	19,283,752.30	-56,744,614.49	-153,760,181.68
	161,071,277.26	112,640,354.54	112,806,406.28	301,835,380.00

	2019	2018	2017	
	5,216,498.87	3,472,397.69	61,798,374.25	(1)
			5,640,168.00	
	14,032,294.31	29,456,919.93	150,635,684.23	(2)
	-29,170,030.14	-9,489,704.33	-8,000,000.00	(3)
	3,490,824.04	1,346,581.79		(4)

	5,993,355.82		10,718,760.00	(5)
	4,927,933.70	1,558,301.01	-2,810,442.28	(6)
	2,965,641.14	8,669,151.99	1,407,291.50	(7)
	2,323,368.77	2,070,087.77	325,981.53	
	-798,133.31	15,605,256.33	216,249,271.17	--

1 50.23%

2 52.36%

3 207.39%

4 159.24%

5 100%

6 216.24%

7 65.79%

1

1

1

75%

API API “ ”

2018

	75.69%
	100%
	30.50%

1

74 63 11 72

“ ” “ ”

“ ”

2

ISO9001

ISO14001 OHSAS18001

“ API ”

“ ”

3

4

I “ ”

“ ”

43.89 1.42% -1.96 312.28%
-0.246 312.25%

2019

2019

2019

47.91%

23.21%

27.94%

7.73%

5%

120

0	658,822.64	24,889.83	12,413.46	696,125.93
0	518,428.49	27,347.91	10,426.72	556,203.12
0	462,388.48	27,347.91	11,078.82	500,815.21
0	402,502.39	27,347.91	8,461.75	438,312.05
0	407,090.16	27,347.91	3,131.91	437,569.98

	381,686.97	0	9,570.00	391,256.97
0	0	0	0	0
0	0	0	0	0
127,266.67	0	0	0	127,266.67
127,266.67	0	0	0	127,266.67
127,266.67	0	0	0	127,266.67

0	172,135.55	18,558.53	12,923.17	203,617.25

2019

2019 12 31

XV XV 7 8

352

2,500	0.00%	0.00%
139,500	0.03%	0.02%

XV XV 7 8

352

1.01

2019

2 3

336

235,617,000	43.49%	29.53%
23,108,000	4.27%	2.90%
9,060,400	3.54%	1.14%

. 8.0



2019

2019

2,917

2019 5,499.48

2019

	3,456,742,513.39	78.76%	3,919,305,934.10	88.03%	-11.80%
	43,755,412.12	1.00%	46,384,863.25	1.04%	-5.67%
	34,536,314.66	0.79%	58,383,638.50	1.31%	-40.85%
	699,060,843.61	15.93%	295,857,663.73	6.65%	136.28%
	154,809,132.13	3.52%	132,082,710.54	2.97%	17.21%
	3,724,722,383.35	84.87%	4,083,930,871.08	91.73%	-8.80%
	664,181,832.56	15.13%	368,083,939.04	8.27%	80.44%

	4,155,803,357.00	3,823,808,238.89	7.99%	-1.41%	7.98%	-8.00%
	3,456,742,513.39	3,110,087,307.89	10.03%	-11.80%	-4.34%	-7.02%
	699,060,843.61	713,720,931.00	-2.10%	136.28%	146.30%	-4.15%
	3,528,084,922.31	3,293,940,216.18	6.64%	-9.73%	1.30%	-10.17%
	627,718,434.69	529,868,022.71	15.59%	104.59%	83.04%	9.94%

1

			2019	2018	
			87.49	77.55	12.82%
			88.03	80.22	9.74%
			10.7	10.16	5.32%

30%

	2019		2018		
	2,201,630,805.26	70.79%	2,251,527,956.75	69.25%	-2.22%
	229,524,443.32	7.38%	258,478,660.73	7.95%	-11.20%
	233,567,556.82	7.51%	263,355,616.60	8.10%	-11.31%
	445,364,502.49	14.32%	477,941,674.59	14.70%	-6.82%
	24,901,997.04	66.21%	27,708,716.04	65.68%	-10.13%
	2,933,629.01	7.80%	3,415,580.29	8.10%	-14.11%
	7,349,116.78	19.54%	8,415,122.90	19.95%	-12.67%
	2,425,885.53				

	2,102,732,694.64
	47.91%
	0.00%

5

1		1,018,780,396.72	23.21%
2		311,467,308.53	7.10%
3		291,364,535.62	6.64%
4		250,532,339.68	5.71%
5		230,588,114.09	5.25%
	--	2,102,732,694.64	47.91%

	903,124,734.90
	27.94%
	0.00%

5

1		249,969,159.93	7.73%
2		235,981,798.62	7.30%
3		175,104,265.29	5.42%
4		123,019,610.24	3.81%
5		119,049,900.82	3.68%
	--	903,124,734.90	27.94%

	2019	2018		
	84,340,449.53	113,969,714.60	-26.00%	
	193,606,016.95	178,822,233.92	8.27%	
	146,326,178.28	204,107,335.81	-28.31%	
	63,830,329.90	71,979,056.24	-11.32%	
	25,254,426.66	39,442,851.14	-35.97%	

1

2

3

4

5

	2019	2018	
	358	342	4.68%
	11.15%	10.58%	0.57%
	67,212,847.28	82,935,128.76	-18.96%
	1.53%	1.86%	-0.33%
	10,864,448.29	10,956,072.52	-0.84%

	16.16%	13.21%	2.95%

	2019	2018	
	4,795,671,135.13	4,180,989,439.68	14.70%
	4,107,317,717.05	3,811,399,843.36	7.76%
	688,353,418.08	369,589,596.32	86.25%
	118,365,023.70	31,353,735.50	277.51%
	77,287,258.35	369,483,853.30	-79.08%
	41,077,765.35		

	3,384,366.15	-1.57%		
	-37,538,995.67	17.44%		
	9,730,641.34	-4.52%		
	35,909,103.13	-16.68%		
	-17,003,268.54	7.90%		
	14,032,294.31	-6.52%		
	7,152,864.22	-3.32%		

	2019		2019			
	539,942,128.18	9.41%	892,452,274.76	13.51%	-4.10%	
	507,559,024.95	8.85%	536,199,939.96	8.11%	0.74%	
	934,907,320.58	16.30%	1,042,761,257.01	15.78%	0.52%	
	2,557,061.01	0.04%	2,663,518.90	0.04%	0.00%	
	2,726,157,716.13	47.53%	2,915,815,731.99	44.13%	3.40%	
	55,034,853.27	0.96%	35,871,296.86	0.54%	0.42%	
	1,929,510,883.39	33.64%	2,390,918,560.77	36.18%	-2.54%	
			426,219,050.90	6.45%	-6.45%	
	32,463,654.22	0.57%	57,364,400.72	0.87%	-0.30%	
	13,393,461.51	0.23%	81,227,045.72	1.23%	-1.00%	
	482,636,906.78	8.41%	308,994,908.08	4.68%	3.73%	

	241,381,313.10	
	182,247,328.78	
	11,229,883.37	
	254,227,744.48	
	92,645,480.39	
	781,731,750.12	—

10%

			15,000	977,593,354.71	-40,643,434.47	2,429,768,366.38	-76,318,223.88	-74,793,250.02
			2,600	234,350,668.87	147,451,980.06	703,156,317.92	-32,353,510.99	-33,126,888.68
			71,238	1,554,621,856.07	415,655,796.20	879,165,103.31	-105,745,648.18	-104,902,261.91

“ ”1 2019

(IEA) 2040

2019

2019-2025 2019

“

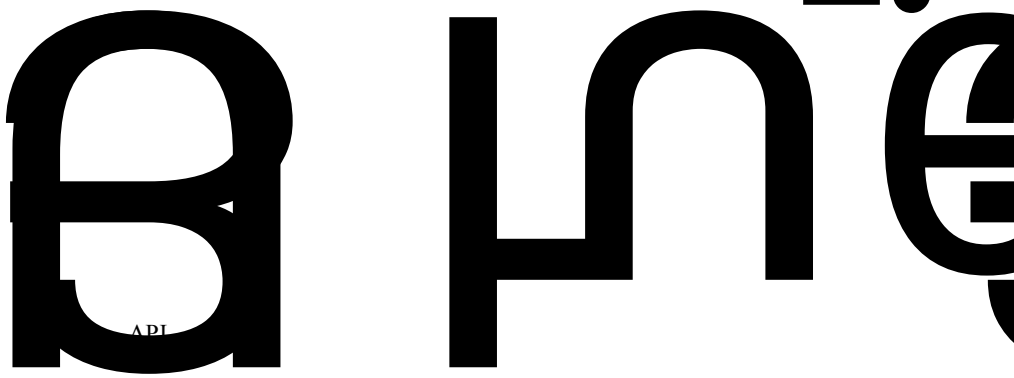

2020

1

API

2

3

1

2

3

4

2019

	2018	2017	2016	2015
4,388,904	4,452,015	2,965,217	1,531,118	1,613,918
(189,049)	69,123	45,588	(605,538)	(323,778)
(215,227)	61,163	34,488	(599,486)	(298,473)
(224,908)	102,406	35,081	(650,706)	(286,499)
(28,599)	9,930	2,957	(38,229)	(26,934)
(196,309)	92,476	38,038	(612,476)	(259,565)
(0.25)	0.12	0.05	(0.77)	(0.33)

	2018	2017	2016	2015
5,735,752	6,607,537	6,222,803	5,772,043	5,851,181
3,946,793	4,593,377	4,291,470	3,886,376	3,313,096
1,788,960	2,014,160	1,931,333	1,885,667	2,538,085

2019

2019

2019

2019

2019 12 31

XV XV 7 8

352

2,500 0.00% 0.00%

139,500 0.03% 0.02%

XV XV 7 8

352

2019

1.01

2019

2019 2019

2019

68.81% 2018 69.52% 394,679 2018
459,338 573,575 2018 660,754

3

2019	0.00	-196,309,267.90	0.00%	0.00	0.00%	0.00	0.00%
2018	0.00	92,476,375.01	0.00%	0.00	0.00%	0.00	0.00%
2017	0.00	38,038,484.18	0.00%	0.00	0.00%	0.00	0.00%

1

2019 3 13 1,000 51%
49%

	135
	7
	3 5

( )			( )	( )	( )		
	8,841.48		2 “ ”			--	:// . . .

		14,671	0	0
		14,671	0	0

2019 8 “ ”

120

			1		6.00 /	100 /	0.32	--	
			1		18.0 /	150 /	3.77	--	
			1		7.20 /	15 /	0.41	--	
			1		1.48 /	100 /	1.02	--	
			1		16.0 /	150 /	11.18	--	
			1		1.18 /	15 /	0.68	--	
			1		12.0 /	100 /	0.72	--	
			1		125.0 /	150 /	12.96	--	
			1		7.70 /	15 /	1.37	--	
			1		14.0 /	100 /	1.73	--	
			1		66.0 /	150 /	7.92	--	
			1		4.50 /	15 /	0.55	--	
			1		2.06 /	5 /	20.31	--	
			1		0	25 /	0	--	
			1		0	40 /	0	--	
			1		1.42 /	50 /	14.01	--	
			1		0.03 /	5 /	0.26	--	
			1		0	25 /	0	--	
			1		0	40 /	0	--	
			1		3.09 /	50 /	27.7	--	
			1		1.30 /	5 /	2.43	--	
			1		0.34 /	25 /	0	--	

			1		0	40 /	0	--	
			1		8.79 /	50 /	62.75	--	
			1		31.3 /	80 /	24.84	--	
			1		23.5 /	300 /	9.01	--	
			1		1.43 /	15 /	0.96	--	
			1		2.42 /	10 /	12.12	--	
			1		1.27 /	10 /	212.6	--	

/

2019 4

1

2019 9 25

2019-024

2

2019 10 29

2019-029

2019 12 24

2020 2 18

2019-033 2020-002

	194,150,250	24.33%	0	0	0	-194,043,750	-194,043,750	106,500	0.01%
1	0	0.00%	0	0	0	0	0	0	0.00%
2	0	0.00%	0	0	0	0	0	0	0.00%
3	194,150,250	24.33%	0	0	0	-194,043,750	-194,043,750	106,500	0.01%
	0	0.00%	0	0	0	0	0	0	0.00%
	194,150,250	24.33%	0	0	0	-194,043,750	-194,043,750	106,500	0.01%
4	0	0.00%	0	0	0	0	0	0	0.00%
	0	0.00%	0	0	0	0	0	0	0.00%
	0	0.00%	0	0	0	0	0	0	0.00%
	603,698,150	75.67%	0	0	0	194,043,750	194,043,750	797,741,900	99.99%
1	347,571,750	43.56%	0	0	0	194,043,750	194,043,750	541,615,500	67.88%
2	0	0.00%	0	0	0	0	0	0	0.00%
3	256,126,400	32.10%	0	0	0	0	0	256,126,400	32.10%
4	0	0.00%	0	0	0	0	0	0	0.00%
,40									

	35,460	A		33909	A						
	35,415	H		33,864			0				0
	45			H 45							
						8			8		
			5%		10						

	2,270,100		2,270,100
	1,926,000		1,926,000
JSAN ANNE MARIE	1,500,000		1,500,000
	1,455,000		1,455,000
10 10 10			
10 4			

10 10

10 10

10			


张恩荣

				50	2018 12 21	2021 12 20	2,500	0	0	0	2,500
				44	2018 12 21	2021 12 20	0	0	0	0	0
				42	2018 12 21	2021 12 20	0	0	0	0	0
				61	2018 12 21	2021 12 20	0	0	0	0	0
				57	2018 12 21	2021 12 20	0	0	0	0	0
				51	2018 12 21	2021 12 20	139,500	0	0	0	139,500
				56	2018 12 21	2021 12 20	0	0	0	0	0
				56	2018 12 21	2021 12 20	0	0	0	0	0
				57	2018 12 21	2021 12 20	0	0	0	0	0
				48	2018 12 21	2021 12 20	0	0	0	0	0
				45	2018 12 21	2021 12 20	0	0	0	0	0
				44	2018 12 21	2021 12 20	0	0	0	0	0
	--	--	--	--	--	--	142,000	0	0	0	142,000

1969 5 (EMBA) 1990 3
2001 2013

1975 2 2003
10

1977 6 (EMBA) 1994

1958 11 (EMBA) 1994 10

1962 7

1968 12

1963 10

1963 9

1962 11 1985

( )

1971 4 1995 5

	50	69.61
	44	43.76
	42	50.08
	[redacted]	39.13

	35
	163
	3,213
	38
	182
	596
	2,397
	3,213

1

2

3

4

1

2

3

4

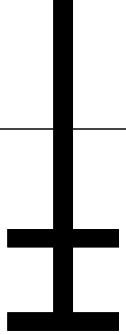

= † Ά

1

2

3

4

5

2018		30.06%	2019 06 21	2019 06 22	:// . . .

	5	1	4	0	0		1
	5	1	4	0	0		1
	5	1	4	0	0		1

1

2

3

4

	0.5% 0.8% 0.5% 0.8% 0.1% 0.5% 0.1% 0.5%	500 50 -500 50
		0
		0
		0
		0

2019 12 31	
	2020 03 28
	:// . . .

14

2019

3

3.13

2019 5

5/5
5/5
5/5
5/5
5/5
5/5
5/5
5/5
5/5

4

5

A.2.1

8

2021 12

9

10

(A)

2012 12 26

(B)

2004 3 20

1 2019

2018

2018

2019 3 31 2019

2019 6 30 2019

2019 9 30 2019

2

3 2018

2018

2018

2018 12 31

(a)

(b)

(c)

4/4

4/4

4/4

(C)

2005 1 18

1

1/1

1/1

1/1

1/1

(a)

(b)

(c)

(d)

2013

(D)

2005 1 18

2019 1

1/1

1/1

1/1

1/1

11

2019

(1)

(2)

(3)

(4)

(5)

12

2019 12 31

13

2019

14

15

(a)

(b)

(c)

(d)

(e)

(f)

2019 2019 6 21

1/1
1/1
0/1
1/1
1/1
1/1
0/1
1/1
1/1

20

16

17

2019 135

35

H

38 – 44 999

11 A

ESG

. . 2019

- “ ”
- “ ”
- “ ”
- “ ”

. .

. . .

999

262700

0536-5100890

@ .

1987

I ISO9001

ISO14001 OHSAS18001 “ API ”

“ ”

74 63 11 72

“ ”

“ ” “

” “ ”

“ ”

/		/
/		/
		/

A.

A1

A1.1

1.
2.
3.
4.
5.
6.

91.61

1.15

A1.2

1.
2.

2.62

A1.3

1.
2.
3.
4.
5.



6.

7.

ɔ̃ ɖ ɔ 113.38 א 0.1413 13

ě ̇ 13.3



B1.

3213 3233

3.48 1 3.67 1 1:11

1 11 92% 90.20% 50

21.92% 30

B2.

“ ”

¨O ř

Iϵ

B5.

360

B6.

GB/T19001-2016 GB/T28001-2011

GB/T24001-2016 API Spec Q1

(Q) (E) (S)

QES

3.

4.

11

63 , 1 5

B7.

—

B8.

1.2019 5

“ ”

2.2019 8 “ ”

120

3. 2019 4.9

2019 ESG

A	A1	A1.1	A	-	
		A1.2	A	-	
		A1.3	A	-	
	(a)				
	(b)	A1.4	A	-	
		A1.5	A	-	
		A1.6	A	-	
	A2	A2.1	A	-	
		A2.2	A	-	
		A2.3			

B	B4	B4.1	B	-	
	(a)				
	(b)	B4.2	B	-	
	B5	B5.1	B	-	
		B5.2	B	-	
	B6	B6.1	B	-	
		B6.2	B	-	
		B6.3	B	-	
	(a)	B6.4	B	-	
	(b)	B6.5	B	-	

	2020 03 27
	XYZH/2020JNA30119

2019 12 31

2019

2019 12 31

2019

“ ”

31 39 2019 438,890.42	— —

	— ， — — —
2019 12 31 12 3 47 63,555.83 12,799.93	— — — — —

2019 12 31 1 5 8 48 95,663.48 2,172.74	— — — — — 2019 — —

( ) 2019

1

2

3

4

5

6

( )

○ ○

	2019 12 31	2018 12 31
	539,942,128.18	892,452,274.76
	257,635,279.11	271,735,086.30
	507,559,024.95	536,199,939.96
	96,155,523.75	111,166,610.00
	17,046,915.97	38,561,702.67
	41,184,464.45	30,978,235.20
	29,289,226.01	47,697,703.66
	2,308,030.91	2,710,659.25
	934,907,320.58	1,042,761,257.01
	35,206,341.97	144,802,505.41
	2,458,926,224.97	3,116,355,314.97

[redacted]

	2,557,061.01	2,663,518.90

	32,463,654.22	57,364,400.72
	57,276,942.10	57,100,793.80
	13,393,461.51	81,227,045.72
	61,423,531.25	51,344,753.68
	6,389,751.57	8,691,627.11
	482,636,906.78	308,994,908.08
	87,557,572.20	94,281,027.25
	3,869,872,169.13	4,141,296,233.62
		426,219,050.90
	58,045,884.69	
	5,734,176.25	12,780,330.57
	7,386,306.54	6,954,855.00
	5,754,299.38	6,126,499.96
	76,920,666.86	452,080,736.43
	3,946,792,835.99	4,593,376,970.05
	797,848,400.00	797,848,400.00

	863,169,158.42	863,169,158.42
	-3,055,060.57	-2,792,011.13
	187,753,923.88	187,753,923.88
	11,236.91	11,236.91
	-98,208,687.79	98,100,580.11
	1,747,518,970.85	1,944,091,288.19
	41,440,537.75	70,068,335.13
	1,788,959,508.60	2,014,159,623.32
	5,735,752,344.59	6,607,536,593.37

	2019 12 31	2018 12 31
	515,419,364.09	824,263,679.90
	257,635,279.11	271,735,086.30
	614,469,903.11	618,706,266.35
	13,745,135.20	147,210,000.00
	466,070,802.57	463,225,881.58
	742,034,322.28	461,207,511.04
	2,308,030.91	2,710,659.25
	627,068,241.69	726,969,869.08

	3,236,443,048.05	3,513,318,294.25
	1,144,019,921.73	1,144,069,921.73
	1,056,055,848.38	1,142,251,374.30
	486,984.53	2,417,822.63
	132,088,784.23	131,541,997.90
	37,883,413.51	44,728,025.77
		4,785,950.02
	2,370,534,952.38	2,469,795,092.35
	5,606,978,000.43	5,983,113,386.60
	1,765,910,883.39	1,803,918,560.77
	456,088,603.88	883,985,816.54
	318,744,403.11	276,462,082.53

	2019
28,059,132.72	27,434,932.72
37,751,734.57	37,934,242.75
10,297,524.70	39,143,651.71
151,446,321.31	44,272,449.62
5,214,764.95	6,444,772.42
97,408.24	170,652,590.80
57,572.20	94,281,027.25
53,584.12	3,378,085,354.69
	272,104,565.75

	187,753,923.88	187,753,923.88
	508,891,540.57	471,3

-	-17,003,268.54	-37,813,973.27
-	-37,538,995.67	-10,603,105.42
-	7,152,864.22	3,501,489.47
	-189,048,670.21	69,122,996.22
	9,730,641.34	6,366,554.82
	35,909,103.13	14,327,049.92
	-215,227,132.00	61,162,501.12
	9,680,705.56	-41,243,965.51
	-224,907,837.56	102,406,466.63
1.	-224,907,837.56	102,406,466.63
2.		
1.	-196,309,267.90	92,476,375.01
2.	-28,598,569.66	9,930,091.62
	-292,277.16	-1,467,938.03
	-263,049.44	-1,389,262.88
1.		
2.		
3.		
4.		
5.		
	-263,049.44	-1,389,262.88
1.		
2.		
3.		
4.		
5.		
6.		
7.		
8.	-263,049.44	-1,389,262.88

9.		
	-29,227.72	-78,675.15
	-225,200,114.72	100,938,528.60
	-196,572,317.34	91,087,112.13
	-28,627,797.38	9,851,416.47
	-0.246	0.1159
	-0.246	0.1159

	2019	2018
	3,660,946,787.68	4,084,995,744.68
	3,256,862,423.86	3,553,305,766.86
	15,857,696.55	25,384,758.52
	71,506,819.84	96,990,930.88
	51,787,498.24	76,715,557.80
	63,830,329.90	71,979,056.24
	112,381,323.00	140,497,268.66
	125,378,366.81	140,876,263.32
	6,878,736.53	6,379,989.85
	686,605.41	622,983.37
	1,216,420.49	
-		
-	-9,102,757.01	-36,590,741.02
-	-11,934,055.72	-6,074,363.45
-	6,875,505.09	-175,829.57
	76,462,414.55	77,904,455.05
	2,705,423.97	2,011,494.41

	34,822,006.48	13,973,771.57
	44,345,832.04	65,942,177.89
	6,844,612.26	-44,728,025.77
	37,501,219.78	110,670,203.66
	37,501,219.78	110,670,203.66
1.		
2.		
3.		
4.		
5.		
1.		
2.		
3.		
4.		
5.		
6.		
7.		
8.		
9.		
	37,501,219.78	110,670,203.66

	2019	2018
	4,460,437,940.49	4,069,356,982.68



	2019	
	77,287,258.35	369,483,853.30
	41,077,765.35	-338,130,117.80
	3,178,031,000.00	4,659,333,700.00
	3,178,031,000.00	4,659,333,700.00
	3,830,953,614.09	4,417,027,032.25
	164,324,997.14	195,419,766.43
		160,000,000.00
	3,995,278,611.23	4,772,446,798.68
	-817,247,611.23	-113,113,098.68
	5,148,781.78	-818,000.81
	-82,667,61	

	146,592,120.22	-190,996,883.29
	50,000.00	
	1,216,420.49	
	8,518,464.36	574,682.85
	9,784,884.85	574,682.85
	33,516,639.03	57,896,288.73
	33,516,639.03	57,896,288.73
	-23,731,754.18	-57,321,605.88
	2,684,431,000.00	3,726,233,700.00
	2,684,431,000.00	3,726,233,700.00
	2,774,436,310.20	3,176,385,032.25
	129,484,744.81	133,193,341.10
		160,000,000.00
	2,903,921,055.01	3,469,578,373.35
	-219,490,055.01	256,655,326.65
	5,107,873.72	-1,053,017.22
	-91,521,815.25	7,283,820.26
	563,255,887.34	555,972,067.08
	471,734,072.09	563,255,887.34

	2019														
	797,848,400.00				863,169,158.42		-2,792,011.13		187,753,923.88	11,236.91	98,100,580.11		1,944,091,288.19	70,068,335.13	2,014,159,623.32
	797,848,400.00				863,169,158.42		-2,792,011.13		187,753,923.88	11,236.91	98,100,580.11		1,944,091,288.19	70,068,335.13	2,014,159,623.32
							-263,049.44				-196,309,267.90		-196,572,317.34	-28,627,797.38	-225,200,114.72
							-263,049.44				-196,309,267.90		-196,572,317.34	-28,627,797.38	-225,200,114.72
1															
2															
3															

4															
1															
2															
3															
4															
1															
2															
3															
4															
5															
6															
1								25,666,860.29					25,666,860.29		25,666,860.29
2								25,666,860.29					25,666,860.29		25,666,860.29
	797,848,400.00				863,169,158.42		-3,055,060.57		187,753,923.88	11,236.91	-98,208,687.79		1,747,518,970.85	41,440,537.75	1,788,959,508.60

	2018														
	797,848,400.00				860,517,458.42		-1,402,748.25		176,686,903.51	11,236.91	35,934,311.12		1,869,595,561.71	61,737,532.67	1,931,333,094.38
											-19,243,085.65		-19,243,085.65	-1,520,614.01	-20,763,699.66
	797,848,400.00				860,517,458.42		-1,402,748.25		176,686,903.51	11,236.91	16,691,225.47		1,850,352,476.06	60,216,918.66	1,910,569,394.72
					2,651,700.00		-1,389,262.88		11,067,020.37		81,409,354.64		93,738,812.13	9,851,416.47	103,590,228.60
							-1,389,262.88				92,476,375.01		91,087,112.13	9,851,416.47	100,938,528.60
					2,651,700.00								2,651,700.00		2,651,700.00
1															
2															
3															
4					2,651,700.00								2,651,700.00		2,651,700.00

									11,067,020.37		-11,067,020.37				
1									11,067,020.37		-11,067,020.37				
2															
3															
4															
1															
2															
3															
4															
5															
6															
1								20,348,646.62					20,348,646.62		20,348,646.62
2								20,348,646.62					20,348,646.62		20,348,646.62
	797,848,400.00				863,169,158.42		-2,792,011.13		187,753,923.88	11,236.91	98,100,580.11		1,944,091,288.19	70,068,335.13	2,014,159,623.32

	2019										
	797,848,400.00				863,150,490.92				187,753,923.88	471,390,320.79		2,320,143,135.59
	797,848,400.00				863,150,490.92				187,753,923.88	471,390,320.79		2,320,143,135.59
										37,501,219.78		37,501,219.78
										37,501,219.78		37,501,219.78
1												
2												
3												
4												
1												
2												
3												

1												
2												
3												
4												
5												
6												
1								5,984,995.74				5,984,995.74
2								5,984,995.74				5,984,995.74
	797,848,4			863,150,490.92					187,753,923.88	508,891,540.57		2,357,644,355.37

	2018						
	797,848,400.00		860,[illegible]8,790.92		176,686,903.51	388,366,128.99	2,223,400,223.42
						-16,578,991.49	-16,578,991.49
	797,848,400.0 4						

1 1 12 31

12 1 1 12 31



“

”

Ē ḏ̓

1

2

1

2

1

2

1 2

1

2

14 -

30

30

“ ” “ ”

“

” “ ” “ ” “ ”

	1.00%	50.00%	75.0		

1

2

12

“ ” “ ”

“

” “ ” “ ”

1

1 1

2

2 “ ”

3

3

4

5

6

7

1

2

8

20 50

20%

[

			%	%
		20	5	4.75
		5-20	5	19.00-4.75
		3-5	5	31.67-19.00
		5	5	19.00
		5	5	19.00

1

3

1

2

3

1
2
3

4
5

1

1

2

2

3

[2012]16

3 [2009]8

1		1,000	2%
2	1,000	1	1%
3	1	10	0.2%
4	10	50	0.1%
5	50		0.05%

“ ”

1

1
2
3

1
2
3
4
5

2

א ן

(1)

1

2

1
2
3

( )

( )

1

2

( )

1

2

12

3

1

75%

90%

1

2

,

1

2

3

2018 12 7 21 -- 2018 35 “ ” 2019 1 1		1
2019 4 30 2019 2019 6 2019 9 19 2019 2019 16 , 2019 1 1		2

1

2 2019 12 31

1

	919,101,636.26		271,735,086.30
			536,199,939.96
			111,166,610.00
	1,100,064,743.60		278,902,047.79
			821,162,695.81

2

	1,037,651,352.65		271,735,086.30
			618,706,266.35
			147,210,000.00
	1,160,447,899.07		883,985,816.54

	(2019 39) 2019 4 1 16% 13%	13% 16%
		7%
		15% 16.5% 25%
		3%
		2%

	15%
" "	25%
MPM I a a L "MPM "	16.5%
" "	25%
" "	25%
" "	25%
" "	25%
" "	10%
" "	25%
" "	25%
" "	25%
" "	25%

[2018]37

2078 2017

GR201737001253 2017 12 28 3 2017 1 1 2019 12 31

15%

	183,974.68	506,001.34
	298,376,840.40	421,717,103.46

	241,381,313.10	470,229,169.96
	539,942,128.18	892,452,274.76
	2,504,304.42	2,530,438.71

1 MPM

2 239,079,167.10 455,487,432.73 0

14,741,737.23 2,302,146.00 0

3 3 43,685,292.00 309,907,792.56

4

	260,237,655.67	271,735,086.30
	-2,602,376.56	
	257,635,279.11	271,735,086.30

	260,237,655.67	100.00%	2,602,376.56	1.00%	257,635,279.11	271,735,086.30	100.00%			271,735,086.30
	260,237,655.67	100.00%	2,602,376.56	1.00%	257,635,279.11	271,735,086.30	100.00%			271,735,086.30
	260,237,655.67	100.00%	2,602,376.56	1.00%	257,635,279.11	271,735,086.30	100.00%			271,735,086.30

1	260,237,655.67	2,602,376.56	1.00%
	260,237,655.67	2,602,376.56	--

1

		2,602,376.56			2,602,376.56
		2,602,376.56			2,602,376.56

	149,703,328.78
	149,703,328.78

		87,557,572.20
		87,557,572.20

	19,965,734.73	3.14%	3,993,146.95	20.00%	15,972,587.78	24,966,256.93	3.78%	9,986,502.77	40.00%	14,979,754.16
	19,965,734.73	3.14%	3,993,146.95	20.00%	15,972,587.78	24,966,256.93	3.78%	9,986,502.77	40.00%	14,979,754.16
	615,592,605.55	96.86%	124,006,168.38	20.14%	491,586,437.17	634,673,769.99	96.22%	113,453,584.19	17.88%	521,220,185.80
	615,592,605.55	96.86%	124,006,168.38	20.14%	491,586,437.17	634,673,769.99	96.22%	113,453,584.19	17.88%	521,220,185.80
	635,558,340.28	100.00%	127,999,315.33		507,559,024.95	659,640,026.92	100.00%	123,440,086.96		536,199,939.96

	19,965,734.73	3,993,146.95	20.00%	
	19,965,734.73	3,993,146.95	--	--

1	490,103,181.90	4,901,031.81	1.00%
1-2	168,705.00	84,352.50	50.00%
2-3	2,867,987.41	2,150,990.56	75.00%

3-5	37,219,584.90	31,636,647.17	85.00%
5	85,233,146.34	85,233,146.34	100.00%
	615,592,605.55	124,006,168.38	--

1 1	490,103,181.90
1 2	168,705.00
2 3	2,867,987.41
3	142,418,465.97
3 4	18,568,664.26
4 5	38,616,655.37
5	85,233,146.34
	635,558,340.28

	123,440,086.96	4,768,618.30		209,389.93	127,999,315.33
	123,440,086.96	4,768,618.30		209,389.93	127,999,315.33

	190,774,786.44	30.02%	1,907,747.85
	108,332,411.85	17.05%	1,083,324.13
	103,562,311.43	16.29%	1,203,623.11

	48,837,723.01	7.68%	48,163,972.11
	22,411,133.71	3.53%	22,312,777.56
	473,918,366.44	74.57%	

2019 12 31

2019 12 31

2019 12 31 11,229,883.37

	96,155,523.75	111,166,610.00
	96,155,523.75	111,166,610.00

1

	32,544,000.00
	32,544,000.00

2

	208,387,423.84	
	208,387,423.84	

	17,046,915.97	38,561,702.67
	17,046,915.97	38,561,702.67

1

	47,925,154.08	62,882,698.08
	30,878,238.11	24,320,995.41
	17,046,915.97	38,561,702.67

2

	5,340,000.00	12,213,436.00
	3,844,593.19	6,539,234.63
	7,862,322.78	19,809,032.04
	17,046,915.97	38,561,702.67

3

2019 12 31 47,925,154.08

		%	
>360	47,925,154.08	100.00	30,878,238.11
180-360			
90-180			
<90			
	47,925,154.08	100.00	30,878,238.11

4

	2,308,030.91	2,710,659.25
	26,981,195.10	44,987,044.41
	29,289,226.01	47,697,703.66

	2,308,030.91	2,710,659.25
	2,308,030.91	2,710,659.25

	1,293,754.00	1,120,000.00
/	3,589,758.00	1,981,819.00
	26,000,341.48	42,059,310.85
		28,032.00
	1,677,120.82	38,991,748.56
	-5,579,779.20	-39,193,866.00
	26,981,195.10	44,987,044.41

	12	( )	( )	
2019 1 1	347,638.98	3,548,673.41	35,297,553.61	39,193,866.00
2019 1 1				
--			692,795.14	692,795.14
	-106,270.98	1,789,737.79	692,795.14	2,376,261.95
			35,990,348.75	35,990,348.75
2019 12 31	241,368.00	5,338,411.20	0.00	5,579,779.20

1 1	8,187,932.01
1 2	794,218.46
2 3	67,882.35
3	23,510,941.48
3 4	516,622.38
4 5	1,189,634.72
5	21,804,684.38
	32,560,974.30

	39,193,866.00	2,376,261.95		35,990,348.75	5,579,779.20
	39,193,866.00	2,376,261.95		35,990,348.75	5,579,779.20

	35,990,348.75

JESORO		35,865,277.50	JESORO		
	--	35,865,277.50	--	--	--

2018

		14,530,000.00	5	44.62%	2,615,400.00
		7,250,941.48	3	22.27%	2,128,441.64
		2,106,000.00	1	6.47%	
		1,935,000.00	1	5.94%	290,250.00
		1,500,000.00	5	4.61%	540,000.00
	--	27,321,941.48	--	83.91%	5,574,091.64

2019 12 31

2019 12 31

2019 12 31

- ( )	250,000.00	170,000.00			873,754.00
- ( )			250,000.00	200,000.00	670,000.00
( )					

	353,582,703.30	6,430,777.40	347,151,925.90	444,194,514.71	6,495,298.33	437,699,216.38
	166,028,851.73	4,569,606.68	161,459,245.05	211,490,453.03	3,397,807.05	208,092,645.98
	426,713,762.34	10,725,275.46	415,988,486.88	395,379,028.81	5,043,310.44	390,335,718.37
	10,309,440.99	1,778.24	10,307,662.75	6,635,709.77	2,033.49	6,633,676.28
	956,634,758.36	21,727,437.78	934,907,320.58	1,057,699,706.32	14,938,449.31	1,042,761,257.01

	6,495,298.33	2,068,259.58		2,132,780.51		6,430,777.40
	3,397,807.05	4,140,621.08		2,968,821.45		4,569,606.68
	5,043,310.44	8,097,472.98		2,415,507.96		10,725,275.46
	2,033.49	1,778.24		2,033.49		1,778.24
	14,938,449.31	14,308,131.88		7,519,143.41		21,727,437.78

452,519.42 7,066,623.99

	34,046,039.33	36,490,388.84
	1,160,302.64	2,565,306.96
		846,809.61
		104,900,000.00
	35,206,341.97	144,802,505.41

	( )									( )	
	2,663,518.90			-106,457.89						2,557,061.01	
	2,663,518.90			-106,457.89						2,557,061.01	

	2,663,518.90			-106,457.89						2,557,061.01	

	2,726,157,716.13	2,915,815,731.99
	2,726,157,716.13	2,915,815,731.99

1.	1,088,683,267.33	3,303,477,743.47	124,049,033.81	17,386,536.76	4,533,596,581.37
2.	7,309,975.68	34,361,666.62	3,863,175.79	1,701,752.24	47,236,570.33
1	104,361.16	26,229,925.95	3,798,103.44	1,701,752.24	31,834,142.79
2	7,205,614.52	8,131,740.67	65,072.35		15,402,427.54
3					
3.		21,075,707.63	4,784,469.14	4,669,456.73	30,529,633.50
1		11,212,668.03	4,784,469.14	4,669,456.73	20,666,593.90
2		9,863,039.60			9,863,039.60
4.	1,095,993,243.01	3,316,763,702.46	123,127,740.46	14,418,832.27	4,550,303,518.20
1.	268,497,550.15	1,180,667,663.42	90,402,621.08	9,161,812.95	1,548,729,647.60
2.	52,071,732.76	173,743,456.29	5,255,297.80	2,113,727.77	233,184,214.62
1	52,071,732.76	173,743,456.29	5,255,297.80	2,113,727.77	233,184,214.62
3.		16,596,972.05	4,658,136.23	4,457,897.65	25,713,005.93
1		8,104,293.10	4,658,136.23	4,457,897.65	17,220,326.98
2		8,492,678.95			8,492,678.95
4.	320,569,282.91	1,337,814,147.66	90,999,782.65	6,817,643.07	1,756,200,856.29
1.	4,986,478.28	64,064,723.50			69,051,201.78
2.					
1					

3.		1,106,256.00			1,106,256.00
1		1,106,256.00			1,106,256.00
4.	4,986,478.28	62,958,467.50			67,944,945.78
1.	770,437,481.82	1,915,991,087.30	32,127,957.81	7,601,189.20	2,726,157,716.13
2.	815,199,238.90	2,058,745,356.55	33,646,412.73	8,224,723.81	2,915,815,731.99

140	6,961,234.82	
	3,990,346.70	
7	6,933,130.44	
	7,381,755.76	
	252,594,462.66	
	277,860,930.38	--

	55,034,853.27	35,871,296.86
	55,034,853.27	35,871,296.86

	20,796,671.64		20,796,671.64	22,296,180.78		22,296,180.78
	16,845,718.09		16,845,718.09	8,492,694.99		8,492,694.99
VD	16,745,602.57		16,745,602.57			
	646,860.97		646,860.97	5,082,421.09		5,082,421.09

	55,034,853.27		55,034,853.27	35,871,296.86		35,871,296.86

	26,000,000.00	22,296,180.78	665,264.70	2,164,773.84		20,796,671.64	88.31%	95 00%				
	50,000,000.00	8,492,694.99	15,790,495.55	7,437,472.45		16,845,718.09	103.49%	90.00%				
VD	29,160,000.00		16,745,602.57			16,745,602.57	57.43%	65.00%				
	105,160,000.00	30,788,875.77	33,201,362.82	9,602,246.29		54,387,992.30	--	--				--

1.	495,820,094.64	2,886,248.19	387,630,789.17	770,036.72	887,107,168.72
2.	17,333.92		10,864,448.29		10,881,782.21
1	17,333.92				17,333.92
2			10,864,448.29		10,864,448.29
3					

		5,293,962.59		5,293,962.59		
		5,822,532.70			5,822,532.70	
		5,636,287.04			5,636,287.04	
		8,386,187.03			8,386,187.03	
		5,994,136.80			5,994,136.80	
		6,101,883.36			6,101,883.36	
		61,550,592.98		10,864,448.29	50,686,144.69	

24

	100,078,074.85		

25

2019 12

31

13.75% 13.04%

	9,393,965.60	2,348,491.40	10,113,849.13	2,528,462.27
	2,602,376.56	390,356.49		
	127,816,000.16	19,172,400.02	122,999,984.54	18,449,997.68
	2,869,997.38	430,499.61	37,173,029.30	5,575,954.40
	18,060,869.10	2,709,130.37	11,497,734.54	1,724,660.18
	95,472,670.50	14,320,900.58	113,735,759.42	17,060,363.92
	5,734,176.25	860,126.44	12,780,330.57	1,917,049.59
	261,950,055.55	40,231,904.91	308,300,687.50	47,256,488.04

	15,237.52	[redacted]	3,809.38
		838,979.53	209,744.88
m" 2			

		40,231,904.91		47,256,488.04
		5,754,299.38		6,126,499.96

	97,006,220.12	72,491,916.55
	1,052,554,995.02	770,932,603.43
	1,149,561,215.14	843,424,519.98

2019		41,577,966.99	
2020	135,433,959.60	135,433,959.60	
2021	159,003,364.18	158,888,578.18	
2022	176,061,927.43	175,804,216.53	
2023	52,476,863.76	52,754,082.69	
2024	223,281,561.26		
2025			
2026	230,288,589.07	206,473,799.44	
2029	76,008,729.72		
	1,052,554,995.02	770,932,603.43	--

	3,900,000.00		3,900,000.00	3,900,000.00		3,900,000.00
	5,721,036.29		5,721,036.29	9,944,015.27		9,944,015.27
	9,621,036.29		9,621,036.29	13,844,015.27		13,844,015.27

	11,229,883.37	216,896,960.75
	386,800,000.02	617,000,000.00
	1,367,881,000.00	920,021,600.02
	163,600,000.00	637,000,000.00
	1,929,510,883.39	2,390,918,560.77

2019 4.789% 2018 6.059%

0.00

	281,588,603.88	266,019,348.18
		12,882,699.61
	281,588,603.88	278,902,047.79

0.00

	924,020,613.80	821,162,695.81
	924,020,613.80	821,162,695.81

	13,112,855.17	
	6,666,161.96	
	4,593,819.70	
	4,440,218.65	
	3,537,794.87	
	32,350,850.35	--

( )

2	463,282,439.13	477,281,725.26
2-3	102,347,363.72	67,234,067.73
3-4	51,928,009.62	33,004,652.49
4 -1	150,409,259.97	102,116,941.78
1-2	57,797,898.87	56,642,182.97
2-3	33,184,637.97	37,055,057.30
3	65,071,004.52	47,828,068.28
[redacted]		

	,100,793.80	2 4.23	25 0,625.93	5 6,942.10
-		20,884,524.34	20,884,524.34	
	57,100,793.80	274,971,298.57	274,795,150.27	57,276,942.10

1	43,022,733.44	224,019,664.70	224,892,554.31	42,149,843.83
2		9,974,235.55	9,974,235.55	
3		10,607,392.46	10,607,392.46	
		8,711,260.30	8,711,260.30	
		849,804.64	849,804.64	
		1,046,327.52	1,046,327.52	
4		6,791,487.24	6,791,487.24	
5	14,078,060.36	2,693,994.28	1,644,956.37	15,127,098.27
	57,100,793.80	254,086,774.23	253,910,625.93	57,276,942.10

	770,579.83	3,636,991.65
	1,238,532.15	1,238,531.92
	1,275,916.34	2,390,633.00
	550,414.17	2,597,851.17
	55,041.43	268,741.92
	218,705.35	428,207.87
	179,241.31	131,529.12
	13,393,461.51	81,227,045.72

2019 12 31 0.00

	6,389,751.57	8,691,627.11
	55,033,779.68	42,653,126.57
	61,423,531.25	51,344,753.68

	555,555.56	1,213,175.23
	2,270,088.67	5,017,797.19
	1,283,106.47	2,460,654.69
	2,281,000.87	
	6,389,751.57	8,691,627.11

2019 12 31

	35,876,548.51	22,661,073.90

	9,651,252.85	9,675,864.78
	9,505,978.32	10,316,187.89
	55,033,779.68	42,653,126.57

2019 12 31 1

	425,044,064.29	308,994,908.08
	57,592,842.49	
	482,636,906.78	308,994,908.08

	87,557,572.20	94,281,027.25
	87,557,572.20	94,281,027.25

	250,000,000.00	250,000,000.00
	175,044,064.29	485,213,958.98
	-425,044,064.29	-308,994,908.08
		426,219,050.90

“ ” 25

2019 8%-11%

1 2	0.00	426,219,050.90
	0.00	426,219,050.90

	58,045,884.69	
	58,045,884.69	

	58,045,884.69	
	58,045,884.69	

2019 10.90%

1 2	54,116,154.13	
2-3	3,929,730.56	
	58,045,884.69	

	5,734,176.25	12,780,330.57	2
	5,734,176.25	12,780,330.57	--

	6,954,855.00	719,085.90	287,634.36	7,386,306.54	
	6,954,855.00	719,085.90	287,634.36	7,386,306.54	--

								/
	6,954,855.00						6,954,855.00	
		719,085.90		287,634.36			431,451.54	
	6,954,855.00	719,085.90		287,634.36			7,386,306.54	

[2016]3

2016 2 24 6,954,855.00

[2018]42

2019 2 25 719,085.90

287,634.36

		+ -					
	797,848,400.00						797,848,400.00

	849,481,990.92			849,481,990.92
	13,687,167.50			13,687,167.50
	863,169,158.42			863,169,158.42

	-2,792,011.13	-292,277.16				-263,049.44	-29,227.72	-3,055,060.57
	-2,792,011.13	-292,277.16				-263,049.44	-29,227.72	-3,055,060.57
	-2,792,011.13	-292,277.16				-263,049.44	-29,227.72	-3,055,060.57

		25,666,860.29	25,666,860.29	
		25,666,860.29	25,666,860.29	

[2012]16

	98,100,580.11	35,934,311.12
+ -		-19,243,085.65
	98,100,580.11	16,691,225.47
	-196,309,267.90	92,476,375.01
		11,067,020.37
	-98,208,687.79	98,100,580.11

1) 0.00

2) 0.00

3) 0.00

4) 0.00

5) 0.00

	%		
	30.00	-31,120,652.72	-3,902,896.17
	50.00	72,757,222.66	74,162,577.52
		-196,032.19	-191,346.22
		41,440,537.75	70,068,335.13

	4,314,768,095.01	3,966,149,076.52	4,348,992,106.97	3,658,166,181.40
	74,136,120.90	68,473,668.75	103,022,703.15	102,316,550.71
	4,388,904,215.91	4,034,622,745.27	4,452,014,810.12	3,760,482,732.11

537,000,000.00 2020

	3,456,742,513.39					3,456,742,513.39
		43,755,412.12				43,755,412.12
			34,536,314.66			34,536,314.66
				699,060,843.61		699,060,843.61
					154,809,132.13	154,809,132.13
	2,829,024,078.70	42,066,844.47		699,060,843.61	154,570,616.57	3,724,722,383.35
	627,718,434.69	1,688,567.65	34,536,314.66		238,515.56	664,181,832.56
	3,456,742,513.39	43,755,412.12	34,536,314.66	699,060,843.61	154,809,132.13	4,388,904,215.91
	3,456,742,513.39	43,755,412.12	34,536,314.66	699,060,843.61	154,809,132.13	4,388,904,215.91

	7,293,848.12	11,872,765.79
	5,209,746.09	8,480,546.94
	4,963,595.80	4,743,148.36
	5,106,999.76	9,652,721.02
	521,022.68	871,777.80
	2,159,214.21	3,821,891.23
	25,254,426.66	39,442,851.14

	67,775,409.06	97,343,615.79
	4,166,114.60	4,317,227.70
	1,695,829.67	1,564,818.61
	166,483.04	1,152,558.09

	878,574.05	1,017,333.78
	4,217,186.01	3,895,549.54
	312,550.12	446,945.86
	796,505.05	203,187.03
	4,331,797.93	4,028,478.20
	84,340,449.53	113,969,714.60

	11,640,982.42	30,859,832.44
	47,815,691.20	27,206,886.03
	49,972,461.91	38,346,198.95
	22,439,701.29	19,850,968.92
	3,343,149.06	2,798,376.54
	2,996,770.36	3,252,264.08
	22,025,055.76	8,329,969.17
	3,433,254.08	7,292,244.15
	11,054,972.70	28,396,646.03
	18,883,978.17	12,488,847.61
	193,606,016.95	178,822,233.92

	1,273,584.87	1,580,188.64
-	1,273,584.87	1,132,075.44
-		448,113.20
	1,273,584.87	1,580,188.64

	56,348,398.99	71,979,056.24

	7,481,930.91
	63,830

	-2,376,261.95	-16,199,472.78
	-2,602,376.56	
	-4,768,618.30	-20,395,907.37
	-7,256,011.73	-1,218,593.12
	-17,003,268.54	-37,813,973.27

	-13,855,612.46	-7,603,105.42
	-23,683,383.21	-3,000,000.00
	-37,538,995.67	-10,603,105.42

	7,152,864.22	3,501,489.47
	7,152,864.22	3,501,489.47
	2,140,948.22	2,054,677.64
	5,011,916.00	1,446,811.83
	7,152,864.22	3,501,489.47

	9,730,641.34	6,366,554.82	9,730,641.34
	9,730,641.34	6,366,554.82	9,730,641.34

	1,175,000.00	1,029,816.00	1,175,000.00
	1,936,365.35	29,091.78	1,[illegible]5.35
	29,170,030.14	9,489,704.33	29,170[illegible]14
	3,438,367.95		3,[illegible]5
		2,745,268.11	
	189,339.69	1,033,169.70	18[illegible]69
	35,909,103.13	14,327,049.92	

	9,680,705.56

33

	30,453,297.60	13,265,416.57
	8,660,114.82	8,890,148.88
	266,222,500.56	
	3,620,000.00	1,800,000.00
	12,549,715.93	66,573,917.34
	943,465.09	5,187,281.76
	4,201,886.55	11,574,846.81
	326,650,980.55	107,291,611.36

	68,658,609.54	99,523,174.84
	40,973,479.68	17,268,885.13
	8,919,960.92	9,114,028.43
	5,075,345.97	6,871,791.58
	1,370,422.28	1,577,205.99
	11,054,972.70	24,346,231.86
	22,025,055.76	8,329,969.17
	7,560,335.07	6,693,926.08
		43,732,792.56
	33,226,680.18	
		3,620,000.00
	6,426,577.21	7,942,049.79

	51,599,117.03	16,782,351.31
	256,890,556.34	245,802,406.74

		160,000,000.00
		160,000,000.00

1	--	--
	-224,907,837.56	102,406,466.63
	54,542,264.21	48,417,078.69
	233,184,214.62	238,867,452.19
	19,122,913.33	31,644,301.63
	-7,152,864.22	-3,501,489.47
	1,936,365.35	29,091.78
	153,997,969.29	211,630,031.54
	-3,384,366.15	-1,370,779.21
	7,024,583.13	-42,864,652.14
	-372,200.58	-1,199,419.34
	93,998,323.97	-124,591,643.16
	291,359,462.32	-917,484,935.85
	69,004,590.37	827,608,093.03
	688,353,418.08	369,589,596.32
2	--	--
3	--	--
	496,256,836.18	578,924,482.20
	578,924,482.20	661,396,103.17
	-82,667,646.02	-82,471,620.97

	496,256,836.18	578,924,482.20
	183,974.68	506,001.34
	298,376,840.40	421,717,103.46
	197,696,021.10	156,701,377.40
	496,256,836.18	578,924,482.20

3 43,685,292.00

2019 12 31 539,942,128.18 496,256,836.18

3 43,685,292.00

	241,381,313.10	
	182,247,328.78	
	254,227,744.48	
	92,645,480.39	
	11,229,883.37	
	781,731,750.12	--

	--	--	
	16,753,216.52	6.9762	116,873,789.09
	0.37	7.8155	2.89
	--	--	
	21,268,119.81	6.9762	148,370,657.42
	139,021.64	7.8155	1,086,523.63

	5,000,000.00	6.9762	34,881,000.00
	--	--	
	4,521,197.41	6.9762	31,540,777.37

MPM 90%

	11,703,891.00		11,703,891.00
	563,748.95		563,748.95
	1,108,200.00		1,108,200.00
	719,085.90	/	287,634.36
	123,700.00		123,700.00
	245,120.00		245,120.00
	14,463,745.85		14,032,294.31

2019 12 24

2019 12 2020
2 18
2019 3 13 1,000 51% 49%

MPM				1,000,000.00	90.00%	0.00%	
				712,380,000.00	100.00%	0.00%	
				1,000,000.00	0.00%	100.00%	
				150,000,000.00	70.00%	0.00%	
				26,000,000.00	61.54%	38.46%	
				3,000,000.00	100.00%	0.00%	
				10,000,000.00	100.00%	0.00%	
				150,000,000.00	0.00%	50.00%	
				10,000,000.00	51.00%	0.00%	

2019 12 31

50% 10% 6.67%
3

	30.00%	-27,217,756.55		-31,120,652.72
	50.00%	-1,405,354.86		72,757,222.66
		-28,623,111.41		41,636,569.94

	513,557,768.92	464,035,585.79	977,593,354.71	1,018,236,789.18		1,018,236,789.18	935,803,481.82	487,584,021.44	1,423,387,503.26	1,389,237,687.71		1,389,237,687.71
	145,547,064.05	7,415.35	145,554,479.40	40,034.08		40,034.08	148,317,739.68	7,415.35	148,325,155.03			

	2,429,768,366.38	-74,793,250.02	-74,793,250.02	356,131,767.71	2,295,923,282.10	1,435,174.78	1,435,174.78	381,183,240.57
	1,105,495.28	-2,810,709.71	-2,810,709.71	-100,011,151.88	66,037.74	291,540.98	291,540.98	44,903,783.13

1

(1)
1

MPM 2019 12 31

	2019 12 31	2018 12 31
-	116,873,789.09	31,431,405.00
-	2.89	13,941.36
-		
-	148,370,657.42	134,818,871.89
-	1,086,523.61	1,105,079.95
-		35,025,597.16
-		691,810.56
-	34,881,000.00	89,221,600.00
-	31,540,777.37	3,334,770.68
-		173,159.09
-		19,878,622.03
-		5,281,104.28
-		423,591.01

2)

2019 12 31

594,800,000.00 2018 12 31 319,000,000.00

1,875,393,674.86 2018 12 31 2,168,758,402.29

3

(2)

2019 12 31

3

2019 12 31 449,000,000.00
2018 12 31 513,090,000.00 399,000,000.00 2018 12
31 513,090,000.00

2019 12 31

	539,942,128.18				539,942,128.18
	257,635,279.11				257,635,279.11
	507,559,024.95				507,559,024.95
	96,155,523.75				96,155,523.75
	17,046,915.97				17,046,915.97
	29,289,226.01				29,289,226.01
	1,929,510,883.39				1,929,510,883.39
	281,588,603.88				281,588,603.88
	924,020,613.80				924,020,613.80
	61,423,531.25				61,423,531.25
	482,636,906.78				482,636,906.78
	87,557,572.20				87,557,572.20
		54,116,154.13	3,929,730.56		58,045,884.69

2

(1)

		2019		2018	
	5%	8,496,140.81	8,496,140.81	3,602,889.00	3,602,889.00
	5%	-8,496,140.81	-8,496,140.81	-3,602,889.00	-3,602,889.00

(2)

		2019		2018	
	1%	-2,656,155.56	-2,656,155.56	-1,424,080.56	-1,424,080.56
	1%	2,656,155.56	2,656,155.56	1,424,080.56	1,424,080.56

2019 12 31

/

		3,917,106.80	4,103,310.69

	50,011,900.00	2017 10 09	2020 10 08	
	250,000,000.00	2018 12 07	2020 12 07	
	40,000,000.00	2019 03 05	2020 03 05	
	100,000,000.00	2019 09 24	2020 01 24	
	20,000,000.00	2019 03 23	2020 03 20	
	30,000,000.00	2019 04 01	2020 03 20	
	80,000,000.00	2019 04 09	2020 04 07	
	60,000,000.00	2019 04 17	2020 04 16	
	70,000,000.00	2019 04 25	2020 04 23	
	30,000,000.00	2019 05 19	2020 05 12	
	80,000,000.00	2019 05 23	2020 05 22	

60,000,000.00	2019	07	24	2020	07	23
36,000,000.00	2019	09	10	2020	09	09
64,000,000.00	2019	10	15	2020	10	14
47,000,000.00	2019	11	07	2020	11	07
47,600,000.00	[redacted]					

		3,604,705.96	36,047.06	2,443,087.15	24,430.87

2019 12 31 18,761.70

79.63% 23.52%

1

2

3 2019 12 31

88,414,796.64 81,668,706.93 40,925,558.22

85%

5,734,176.25 46,659,734.47

	0.00
	0.00

1

2020 3 27 6 6 2019 12 31

2

2020 1

' *

	3,456,742,513.39	43,755,412.12	34,536,314.66	699,060,843.61	154,809,132.13			4,388,904,215.91
	3,456,742,513.39	43,755,412.12	34,536,314.66	699,060,843.61	154,809,132.13			4,388,904,215.91
	3,456,742,513.39	43,755,412.12	34,536,314.66	699,060,843.61	154,809,132.13			4,388,904,215.91
	3,251,448,904.82	38,709,586.60	29,871,093.73	730,641,927.60	148,088,372.92			4,198,759,885.67
	205,293,608.57	5,045,825.52	4,665,220.93	-31,581,083.99	6,720,759.21			190,144,330.24
						193,606,016.95		193,606,016.95
						63,830,329.90		63,830,329.90
						146,326,178.28		146,326,178.28
						3,384,366.15		3,384,366.15
						7,152,864.22		7,152,864.22
						14,032,294.31		14,032,294.31
	205,293,608.57	5,045,825.52	4,665,220.93	-31,581,083.99	6,720,759.21	-379,193,000.45		-189,048,670.21
						9,730,641.34		9,730,641.34
						35,909,103.13		35,909,103.13
	205,293,608.57	5,045,825.52	4,665,220.93	-31,581,083.99	6,720,759.21	-405,371,462.24		-215,227,132.00
						9,680,705.56		9,680,705.56
	205,293,608.57	5,045,825.52	4,665,220.93	-31,581,083.99	6,720,759.21	-415,052,167.80		-224,907,837.56
	4,524,916,253.37	89,702,306.37	42,650,359.75	251,944,620.24	244,941,897.06	581,596,907.80		5,735,752,344.59
	1,679,499,863.13	13,519,843.55	18,331,433.12	157,284,149.04	27,286,558.05	2,050,870,989.10		3,946,792,835.99



	3,724,722,383.35	4,083,930,871.08
	664,181,832.56	368,083,939.04
	4,388,904,215.91	4,452,014,810.12

	19,965,734.73	2.69%	3,993,146.95	20.00%	15,972,587.78	24,966,256.93	3.37%	9,986,502.77	40.00%	14,979,754.16
	19,965,734.73	2.69%	3,993,146.95	20.00%	15,972,587.78	24,966,256.93	3.37%	9,986,502.77	40.00%	14,979,754.16
	722,320,168.54	97.31%	123,822,853.21	- %" "						



3 4	18,568,664.26
4 5	38,616,655.37
5	85,233,146.34
	742,285,903.27

	2,308,030.91	2,710,659.25
	739,726,291.37	458,496,851.79
	742,034,322.28	461,207,511.04

2,308,030.91

	12	( )	( )	
2019 1 1	258,877.87	1,776,729.82	35,137,421.61	37,173,029.30
2019 1 1				
--			849,975.14	849,975.14
	-58,850.05	893,239.74	849,975.14	1,684,364.83
			35,987,396.75	35,987,396.75
2019 12 31	200,027.82	2,669,969.56	0.00	2,869,997.38

1 1	290,022,365.30
1 2	1,116,876.22
2 3	412,137,127.41
3	39,319,919.82
3 4	1,922,830.89
5	37,397,088.93
	742,596,288.75

	37,173,029.30	1,684,364.83		35,987,396.75	2,869,997.38
	37,173,029.30	1,684,364.83		35,987,396.75	2,869,997.38

	35,987,396.75

JESORO 35,865,277.50 JESORO

	1,352,019,921.73	208,000,000.00	1,144,019,921.73	1,352,069,921.73	208,000,000.00	1,144,069,921.73
	1,352,019,921.73	208,000,000.00	1,144,019,921.73	1,352,069,921.73	208,000,000.00	1,144,069,921.73

	( )		( )
	1,006,743,691.73		1,006,743,691.73
	117,000,000.00		

	3,406,637,552.17					3,406,637,552.17
		43,755,412.12				43,755,412.12
			34,536,314.66			34,536,314.66
				20,836,410.87		20,836,410.87
					155,181,097.86	155,181,097.86
	2,802,843,307.83	42,066,844.47		20,836,410.87	155181088.41	3,020,927,651.58
	603,794,244.34	1,688,567.65	34,536,314.66		9.45	640,019,136.10
	3,406,637,552.17	43,755,412.12	34,536,314.66	20,836,410.87	155,181,097.86	3,660,946,787.68
	3,406,637,552.17	43,755,412.12	34,536,314.66	20,836,410.87	155,181,097.86	3,660,946,787.68

	1,216,420.49	
	1,216,420.49	

	5,216,498.87	1
	14,032,294.31	2
	-29,170,030.14	3
	3,490,824.04	4
	5,993,355.82	5

	4,927,933.70	6
	2,965,641.14	7
	2,323,368.77	
	-798,133.31	--

1 50.23%

2 52.36%

3 207.39%

4 159.24%

5 100%

6 216.24%

7 65.79%

1

1

		/	/
	-10.63%	-0.246	-0.246
	-10.59%	-0.245	-0.245

34 “

”