13.10B

*



2021

2022 03

(

)

“ ” “

”

.....2

.....6

.....10

.....24

.....51

.....56

.....60

.....68

.....74

.....75

.....76

2021

MPM		MPM International Limited
		2021 1 1 2021 12 31

			002490 00568
	Shandong Molong Petroleum Machinery Company Limited		
	Shandong Molong		
	999		
	262700		
	999		
	262700		
	https://www.molonggroup.com		
	dsh@molonggroup.com		

	999
	0536-5100890
	0536-5100888
	dsh@molonggroup.com

	http://www.szse.cn http://www.hkex.com.hk
	http://www.cninfo.com.cn

	91370000734705456P
	2021 3 3 2021 < > 2021 3 4 ( ) (
	2021 2 23 235,617,000 A 29.53% 2021 3 23 A 235,617,000 A 29.53%

	8 A 9

□ √

□ √

□ √

	2021	2020		2019
	3,734,462,841.12	3,009,719,029.66	24.08%	4,388,904,215.91
	-368,017,768.12	32,178,630.99	-1,243.67%	-196,309,267.90
	-369,613,746.87	-266,995,839.08	-38.43%	-195,511,134.59
	35,792,357.33	206,901,178.06	-82.70%	688,353,418.08
/	-0.46	0.04	-1,250.00%	-0.25
/	-0.46	0.04	-1,250.00%	-0.25

2021

	-23.05%	1.82%	-24.87%	-10.63%
	2021	2020		2019
	4,457,611,299.31	5,175,635,815.38	-13.87%	5,735,752,344.59
	1,413,238,861.87	1,780,737,084.59	-20.64%	1,747,518,970.85

□ √

√ □

	2021	2020	
	3,734,462,841.12	3,009,719,029.66	
	105,726,328.01	63,827,875.19	
	3,628,736,513.11	2,945,891,154.47	

1

□ √

2

□ √

3

□ √

	544,093,801.68	1,354,033,775.40	1,047,172,476.68	789,162,787.36
	-109,329,169.93	41,078,374.51	-37,338,874.65	-262,428,098.05
	-110,052,476.77	42,525,518.56	-39,235,636.46	-262,851,152.20
	-198,994,506.89	179,522,875.60	-344,690,508.13	399,954,496.75

√ □

	2021	2020	2019
	-3,178,219.53	350,931,281.92	5,216,498.87

2021

2021

“ ”

2021 “ ” “ ”

2021

2021

“ ”

“ ”

2021

2

ISO9001 ISO14001

OHSAS18001 QES

“ API ”

“ ”

3

4

HIsmelt

HIsmelt HIsmelt

HIsmelt

5

EH

6

“ ”

“ ”

1

“ ”

2

1

	2021		2020		
	3,734,462,841.12	100%	3,009,719,029.66	100%	24.08%

	3,734,462,841.12	100.00%	3,009,719,029.66	100.00%	24.08%
	2,047,507,945.84	54.83%	2,458,265,692.32	81.68%	-16.71%
	25,281,830.99	0.68%	40,046,101.68	1.33%	-36.87%
	8,885,631.54	0.24%	8,346,558.77	0.28%	6.46%
	815,847,918.60	21.84%	178,497,433.73	5.93%	357.06%
	710,405,198.10	19.02%	241,350,397.49	8.02%	194.35%
	126,534,316.05	3.39%	83,212,845.67	2.76%	52.06%
	3,536,780,288.98	94.71%	2,717,360,137.40	90.29%	30.16%
	197,682,552.14	5.29%	292,358,892.26	9.71%	-32.38%
	3,734,462,841.12	100.00%	3,009,719,029.66	100.00%	24.08%

2 **10%**

√ □

	3,734,462,841.12	3,514,477,916.63	5.89%	

2021

			2021	2020	
			72.09	62.7	14.98%
			72.78	58.16	25.14%
			6.85	6.16	11.20%

30%

□ √

4

□ √

5

	2021		2020		
	1,438,018,938.75	77.57%	1,679,292,641.83	71.03%	-14.37%
	86,017,891.91	4.64%	165,966,976.57	7.02%	-48.17%
	96,955,511.79	5.23%	176,133,044.93	7.45%	-44.95%
	232,841,535.01	12.56%	342,809,282.09	14.50%	-32.08%
	19,383,975.12	71.98%	24,813,408.06	66.94%	

		45,159,270.34	6.02%	17,875,415.18	7.76%	152.63%
		77,505,652.84	66.54%	49,501,171.87	65.49%	56.57%
		13,884,391.07	11.92%	9,077,860.35	12.01%	52.95%
		18,927,966.02	16.25%	13,794,417.26	18.25%	37.21%
		6,161,780.94	5.29%	3,212,398.55	4.25%	91.81%

6

√ □

2020 3 27

2020-017 2021 12 28

2021-077

7

□ √

8

	1,111,506,039.91
	29.77%
	0.00%

5

2021

	1,081,552,845.46
	34.12%
	0.00%

5

1		437,480,007.44	13.80%
2		176,424,001.70	5.57%
3		167,162,412.30	5.27%
4		163,697,713.19	5.16%
5		136,788,710.83	4.32%
	--	1,081,552,845.46	34.12%

√ □

5%

3

	2021	2020		
	13,402,249.30	14,948,332.92	-10.34%	
	278,990,958.47	194,470,836.86	43.46%	
	115,447,705.15	159,212,583.52	-27.49%	
	57,076,465.12	52,542,810.96	8.63%	

4

√ □

110V

110KSI

2

CO2

CO2

	\ \		60.3 73.02 88.9 114.3 	

	2021	2020	
	285	327	-12.84%
	11.18%	11.31%	-0.13%
ð ð			

	9.44%	15.52%	-6.08%

□ √

□ √

□ √

5

	2021	2020	
	3,586,628,661.60	3,404,156,862.00	5.36%
	3,550,836,304.27	3,197,255,683.94	11.06%
	35,792,357.33	206,901,178.06	-82.70%
	141,494,574.19	359,686,419.62	-60.66%
	51,969,039.99	45,411,071.25	14.44%
	89,525,534.20	314,275,348.37	-71.51%
	2,287,714,757.03	2,852,941,196.24	-19.81%
	2,697,208,663.65	3,159,078,404.30	-14.62%
	-409,493,906.62	-306,137,208.06	-33.76%
	-285,779,998.82	203,732,360.30	-240.27%

√ □

1	82.70%
2	71.51%
3	33.76%
4	240.27%

√ □

√ □

	-169,863.60	0.05%		
	-112,901,651.42	31.18%		
	5,272,356.06	-1.46%		
	6,213,826.89	-1.72%		
	14,647,126.44	-4.05%		
	2,335,726.68	-0.65%		
	399,239.27	-0.11%		

1

	2021		2021			
	475,191,176.69	10.66%	759,979,803.03	14.68%	-4.02%	
	299,530,976.41	6.72%	287,920,595.28	5.56%	1.16%	
	715,282,787.11	16.05%	787,377,614.78	15.21%	0.84%	
	9,929,101.58	0.22%	0.00	0.00%	0.22%	
	2,144,833.69	0.05%	2,314,697.29	0.04%	0.01%	
	2,181,361,123.66	48.94%	2,493,577,016.35	48.18%	0.76%	
	10,029,521.56	0.22%	7,620,542.62	0.15%	0.07%	
	1,530,636.81	0.03%	4,591,910.73	0.09%	-0.06%	
	1,916,706,214.72	43.00%	2,054,225,378.29	39.69%	3.31%	
	70,368,931.26	1.58%	83,749,468.02	1.62%	-0.04%	
	37,141,617.50	0.83%	114,063,150.53	2.20%	-1.37%	1
	0.00	0.00%	4,968,359.84	0.10%	-0.10%	
	235,005,278.71	5.27%	164,945,170.51	3.19%	2.08%	
	49,598,390.41	1.11%	24,755,942.84	0.48%	0.63%	
	17,440,781.64	0.39%	156,486,818.72	3.02%	-2.63%	
	64,231,003.43	1.44%	43,853,326.94	0.85%	0.59%	
	107,001,393.82	2.40%	139,784,923.46	2.70%	-0.30%	

	67,434,388.00	1.51%	50,195,434.08	0.97%	0.54%	
	558,467.38	0.01%	14,392,824.64	0.28%	-0.27%	
	37,742,329.02	0.85%	4,585,000.00	0.09%	0.76%	

□ √

2

√ □

	33,575,777.00						-5,036,752.08	28,539,024.92
	33,575,777.00						-5,036,752.08	28,539,024.92
	0.00						0.00	0.00

□ √

3

	243,211,865.16	
	1,222,104.03	
	57,940,860.42	
	455,850,196.68	
	4,439,391.74	
	154,256,277.50	
	916,920,695.53	ð

2021

10%

			15,000	471,553,886.19	-157,621,955.27	2,255,270,055.61	23,622,900.83	23,548,867.48
			71,238	1,488,613,041.97	186,758,013.78	1,356,875,840.86	-165,447,860.27	-161,600,950.54

□ √

1	22.55	33.73%	2,354.89	6,655.68	
2	13.57	4.39%	16,160.10	6,729.68	

□ √

2021 “ ”

“ ”

2021

“ ”

“ ”

2022

2022 “ ”

1

2

3

4

5

1

2

3

4

5

√ □

2021 04 08	“ Å ” http://rs.p5w.net				2020	2021-001
2021 11 16	“ Å ” http://rs.p5w.net					2021 2021-070

1 ð ð

1

1 3

2

1 ð ð

3

9 3

1 ð ð

4

3 1

5

5 ð ð

6

2021

7

8

□ √

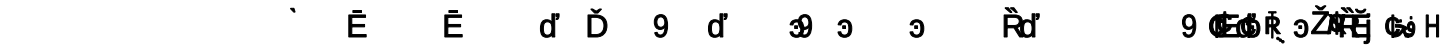

1

2021		30.08%	2021 03 03	2021 03 04	2021 2021-010 2021 www.cninfo.com.cn
2020		57.12%	2021 05 21	2021 05 22	2020 2021-039 2020 www.cninfo.com.cn
2021		51.40%	2021 10 12	2021 10 13	2021 2021-059 2021 www.cninfo.com.cn
2021		51.60%	2021 11 26	2021 11 27	2021 2021-071 2021 www.cninfo.com.cn

2

□ √

1

				45	2020 12 25	2024 11 25	0	0	0	0	0	0	0	
				34	2020 12 25	2024 11 25	0	0	0	0	0	0	0	
				44	2018 12 21	2024 11 25	0	0	0	0	0	0	0	

44	2021	11	26	24	11	25	0	0	0	0	0	0	0
44	2018	12	21	2021		26	0	0	0	0	0	0	0
58	2021	11	26	2024	11	25	0	0	0	0	0	0	0

2021 10 12

2021 10 12

2021 10 12

2021 11 26

2021 11 26

2021 11 26

2021 11 26

2021 11 26

2021 11 26 سه

2021

1968 12

139,500 A

1967 5 , ,

“ ” “ ”

1963 10

2018 12

1963 9

2018 12

1962 11

2018 12

1970 4 1990

1979 3

TATA 2021 10

1973 3

2021 10

1973

1970 8 1992

1991 8

√ □

			2020 10 01		
			2020 10 01		

√ □

			2017 07 01		
			2017 07 01		
			2017 07 01		
			2017 07 01		
			2019 04 01		
			2019 02 15		
			2020 06 01		
			2020 12 04		
			2021 06 09		
			2021 12 16		
			2017 09 01		
			2018 09 01		
			2019 02 15		
			2020 03 01		
			2020 06 01		
			2021 09 24		
			2000 02 01		
			2010 11 01		
			2002 11 08		
			2019 01 01		
			2019 01 01		
			2003 03 01		
	( )		2014 09 01		
			2017 11 01	2021 03 29	

			2004 06 01		
			2014 03 27		
	TATA		2017 06 01		
			2020 07 01		

√ □

2021 6 1

2021 10 18

65 53

3

1

2

3

20 287.28

			45		0.00	
			34		0.00	
			44		59.40	
			58		10.08	
			53		0.00	
			54		0.60	
			58		12.21	
			58		12.21	
			59		12.21	
			51		4.17	
			42		0.79	

			48		0.79	
			48		13.07	
			51		4.72	
			30		35.30	
			50		16.20	
			45		2.70	
			47		2.70	
			52		69.97	
			46		30.16	
	--	--	--	--	287.28	--

1

	2021-003 2021 02 08 2021 02 09 www.cninfo.com.cn 2021-016 2021 03 26 2021 03 27 www.cninfo.com.cn 2021-029 2021 04 28 2021 04 29 www.cninfo.com.cn 2021-047 2021 08 13 2021 08 14 www.cninfo.com.cn 2021-049 2021 08 26 2021 08 27 www.cninfo.com.cn 2021-053 2021 09 09 2021 09 10 <

			www.cninfo.com.cn
	2021 11 26	2021 11 27	2021-072 www.cninfo.com.cn

2

	9	9	0	0	0		2
	9	9	0	0	0		4
	9	9	0	0	0		4
	9	7	2	0	0		4
	9	2	7	0	0		3
	1	1	0	0	0		0
	9	1	8	0	0		2
	9	2	7	0	0		3
	9	1	8	0	0		2
	3	3	0	0	0		2

3

□ √

4

√ □

		7	2021 01 04	2020			
			2021 03 12				
			2021 03 26	2020 2020 2020 2021			
			2021 04 28	2021			
			2021 08 26	2021			
			2021 10 28	2021			
			2021 12 4	2021			
		3	2021 08 13				
			2021 11 08				
			2021 11 26				
		1	2021 03 26				
		1	2021 03 26	2021			

2021

□ √

1

	1,642
	907
	2,549
	2,549
	0
	2,291
	55
	37
	32
	134
	2,549
	38
	166
	503
	1,842
	2,549

2

1

4

3

1

2

3

4

4

□ √

□ √

□ √

□ √

□ √

1

	0.5% 1000 0.5% 1000 0.1% 500 0.2% 500	500 50 -500 50
	0	
	0	
	0	
	1	

2

√ □

2021 12 31	
	2022 03 31
	http://www.cninfo.com.cn

□ √

√ □

2021 1-4

1

2021

2

	12 31				
	2021	2020	2019	2018	2017
	3,734,463	3,009,719	4,388,904	4,452,015	2,965,217
	(361,115)	38,175	(189,049)	69,123	45,588
	(362,057)	17,529	(215,227)	61,163	34,488
	(368,420)	11,455	(224,908)	102,406	35,081
	(403)	(20,723)	(28,599)	9,930	(2,957)
	(368,018)	32,179	(196,309)	92,476	38,038
	(0.46)	0.04	(0.25)	0.12	0.05

	12 31				
	2021	2020	2019	2018	2017
	4,457,611	5,175,636	5,735,752	6,607,537	6,222,803
	3,097,863	3,374,066	3,946,792	4,593,377	4,291,470
	1,359,748	1,801,570	1,788,960	2,014,160	1,931,333

3

2021

4

2021



2021

7

2021

1.01

2021

13

14

15

2021

2021

16

17

2021

18

19

20

21

69.50% 2020 65.19% 3,097,863 2020

3,374,066 4,457,611 2020 5,175,636

22

2021 12 31

23

2021 12 31

24

25

2021 12 31

26

1

14

2

2021

3

2021

1	2
a, b	i, ii, iii, iv
a, b	i, ii, iii, iv
a, b	i, ii, iii, iv
a, b	i, ii, iii, iv
a, b	i, ii, iii, iv
a, b	i, ii, iii, iv
a, b	i, ii, iii, iv
a, b	i, ii, iii, iv
a, b	i, ii, iii, iv
a, b	i, ii, iii, iv

1

a.

b.

2

i.

ii.

iii.

iv.

6

2021

2021 12 31

7

A.2.1

8

2024 11

9

10

(A)

26 3

2021

1/1

1/1

(B)

2004 3 20



2021 12 31

(a)

(b)

(c)

7

7/7

7/7

7/7

(C)

2005 1 18 1 3

(a)

(b)

(c)

(d)

1 ý

3

( )

3

3/3

3/3

3/3

3/3

(D)

2005 1

(1)
(2)
(3)
(4)
(5)

12

2021 12 31

13

1961

2021 12 31 15

14

2021

2021 4 8 2021 11 16

2021 2 8

2021 3 3

15

16

(a)

(b)

(c)

(d)

(e)

(f)

2021

2021 5 21 2021 3 3 2021 10 12 2021 11 26

2/4

4/4

4/4

4/4

3/4

0/0

2/4

3/4

2/4

2/2

20

17

18

2021 105 40

2021 12 31

19

2012 4 1

2021

(a)

(1) 10%

(2) 10

(3) 5

10 10%

(4) 5

90 10% 10%

(5)

(b)

3% 10

81

(c)

H

257 999

5

2021

2021

37.34 24.08% -3.68

-0.46

2021



2021

2021

2021

29.77%

8.37%

34.12%

13.80%

5%

2022 5 31

2021

6.4

~ Á

2021 11 26

2021

2021

2021 2021

2021

2020 12 31

2021 12 31

2021 12 31

XV XV 7 8

352

A A

139,500 0.03% 0.02%

XV XV 7 8

352

2021

1.01

2021

2 3

336

				A	
				/H	
		235,617,000	A	43.49% (A)	29.53%
		235,617,000	A	43.49% (A)	29.53%
		64,740,000	H	25.28% (H)	8.11%
		8,654,911	A	1.60% (A)	1.08%
317		200,000	A	0.03% (A)	0.03%
317		85,974,800	H	33.57% (H)	10.78%
		30,800,000	H	12.03% (H)	3.86%
		200,000	A	0.037% (A)	0.03%
317		8,654,911	A	1.60% (A)	1.08%
317		119,914,800	H	46.82% (H)	15.03%
		31,800,000	H	12.42%(H)	3.99%
317		8,854,911	A	1.63% (A)	1.11%
317		118,914,800	H	46.43% (H)	14.90%
		23,374,800	H	9.13% (H)	2.93%
317		8,854,911	A	1.63% (A)	1.11%
317		127,340,000	H	48.16% (H)	15.96%

:

1

2

235,617,000 A

3 2021 12 31 541,722,000 A 256,126,400 H 797,848,400

2021 12 31

XV 2 3

336

1 2020 11 13 2020 11 25 2020

3.5 1

2021

2 2021 11 26 5

1

14A

8.08

183 22 H

√ □

1	[redacted]	0mg/m³	50mg/m³	[redacted]	0
1		17mg/m³	150mg/m³	1,260	
1		6.9mg/m³	10mg/m³	446	
1		0mg/m³	50mg/m³		0
1		52mg/m³	150mg/m³	73.44	
1		8.1mg/m³	10mg/m³	5.7	
1		0mg/m³	50mg/m³		0
1		44mg/m³	150mg/m³	13	
1		8.5mg/m³	10mg/m³	2.4	
1		1mg/m³	50mg/m³	8.16	
1		119mg/m³	150mg/m³	1,321	
1		6.5mg/m³	10mg/m³	127.5	
1		7mg/m³	50mg/m³	37.8	
1		119mg/m³	150mg/m³	1,264	
1		6.7mg/m³	10mg/m³	118.9	
1		5.9mg/m³	10mg/m³	29	
1		1.955mg/m³	15mg/m³	65.34	
1		2.476mg/m³	15mg/m³	191.9	
1		0mg/m³	0.5mg/m³		0
1		0mg/m³	5mg/m³		0

1	0mg/m³	5mg/m³		0	ð
1	0mg/m³	15mg/m³		0	ð
1	7.02mg/m³	50mg/m³	404.4		ð
1	1.1mg/m³	50mg/m³	71.7		ð
1	27.5mg/m³	150mg/m³	2,220		ð
1	0.407mg/m³	10mg/m³	27.6		ð
1	12mg/m³	50mg/m³	150.6		ð
1	87mg/m³	150mg/m³	5,119		ð
1	8.7mg/m³	10mg/m³	302		ð
		50mg/m³	94.08		ð
1	112mg/m³	150mg/m³	3,669		ð
1	6.6mg/m³	10mg/m³	300.3		ð
1	4.2mg/m³	10mg/m³	512.4		ð
1	5.6mg/m³	10mg/m³	439.7		ð
1	5.4mg/m³	10mg/m³	1,941		ð
1	0mg/m³	0.5mg/m³		0	ð
1	0.076mg/m³	5mg/m³	2.23		ð
1	0.0306mg/m³	15mg/m³	0.9		ð
1	17.4mg/m³	50mg/m³	506.88		ð
1	0mg/m³	0.5mg/m³		0	ð
1	1.92mg/m³	5mg/m³	120.3		ð
1	0.477mg/m³	15mg/m³	29.8		ð
1	16.3mg/m³	50mg/m³	1,392		ð
1	0mg/m³	0.5mg/m³		0	ð
1	0mg/m³	5mg/m³		0	ð
1	0.075mg/m³	15mg/m³	1.56		ð
1	8.44mg/m³	50mg/m³	202.8		ð
1	19mg/m³	50mg/m³	17.8		ð
1	13.2mg/m³	150mg/m³	9.78		ð
1	0.661mg/m³	10mg/m³	0.6		ð
1	2.35mg/m³	10mg/m³	8.03		ð
1	1.01mg/m³	10mg/m³	1,070		ð
1	4.1mg/m³	10mg/m³	3.44		ð
1	3.6mg/m³	10mg/m³	4.4		

/

□ √

1

2

2021

6.4

3

1

□ √

2

□ √

□ √

□ √

“ ”

□ √

“ ”

□ √

□ √

√ □

1

2020 3 27

2020-017

2021 12 29

2021-077

	145
	9
	5,2

□ √

□ √

□ √

□ √

√ □

( )			( )	( )	( )		

	12,310.01		2 “ ”		7,243.93		http://www.cninfo.com.cn
	65.7		2 “ ”				http://www.cninfo.com.cn

√ □

/

2

□ √

3

□ √

4

√ □

√ □

			10,000	33,900	38,900	3.85%/0%	197.98	5,000
	1 2020 11 13 2020 11 25 2020 3.5 1 2 2021 11 26 5 1							

5

□ √

6

□ √

7

□ √

1

1

□ √

2

□ √

3

√ □

1 2020 12 2021 3 17

2022 6 30 1,072

2 2021 3 5

“ ”

8

3

6,000 36

2021-052

10%

□ √

10%

2

√ □

		16,000	0	0	0
		16,000	0	0	0

□ √

□ √

2

□ √

4

□ √

√ □

1

2021 2 8 2021 3 3 2021
< > 2021 3 4

2

2021 3 24 235,617,000 A
29.53% 2021 3 23
235,617,000
29.53%

3

2020 3 27
2020-017 2021 12
29
2021-077

4

2020 11 18 2020
2020 11 19
http://www.cninfo.com.cn 2020-056
1.4 4.9 97.45%

2021

5

2021 6 1

2021 10 18

135

65 53

□ √

1

	106,500	0.01%						106,500	0.01%
1									
2									
3	106,500	0.01%						106,500	0.01%
	106,500	0.01%						106,500	0.01%
4									
	797,741,900	99.99%						797,741,900	99.99%
1	541,615,500	67.88%						541,615,500	67.88%
2									
3	256,126,400	32.10%						256,126,400	32.10%
4									
	797,848,400	100.00%						797,848,400	100.00%

□ √

□ √

□ √

□ √

□ √

2

□ √

1

□ √

2

□ √

3

□ √

1

	35,702 A 35,657 H 45		38,136		0		0
5% 10							

		29.53%	235,617,000	235,617,000	0	235,617,000		
		13.19%	105,202,930	-141,563,660	0	105,202,930		
		9.20%	73,394,911	73,394,911	0	73,394,911		
		3.99%	31,800,000	31,800,000	0	31,800,000		
		3.89%	31,000,000	31,000,000	0	31,000,000		
		2.93%	23,374,800	23,374,800	0	23,374,800		
		2.90%	23,108,000	-9,060,400	0	23,108,000		
		1.85%	14,736,543	12,033,028	0	14,736,543		
		0.90%	7,177,502	-17,425,198	0	7,177,502		
		0.70%	5,556,200	5,556,200	0	5,556,200		

10		
/		
10		
	10	
	235,617,000	235,617,000
	105,202,930	105,202,930
	73,394,911	8,654,911
		64,740,000
	31,800,000	31,800,000
	31,000,000	200,000
		30,800,000
	23,374,800	23,374,800
	23,108,000	23,108,000
	14,736,543	14,736,543
	7,177,502	7,177,502

2

	/			
		2020 10 29	91370783MA3U9BR6XE	: ( )

√ □

	2021 03 23
	http://www.cninfo.com.cn
	2021 03 25

3

	/			
		1991 08 01		
	100% 45.21% 000488 200488 01812 821,454,482 27.53% 871907 7,650,000 51%			

□ √



□ √

4 **80%**

□ √

5 **10%**

√ □

/

2020 03 30,000
23

2017 01 1,100
25

2017 12 18,000
12 ***

Ø ﻟ

2017 02 5,000 ű
08

6

□ √

□ √

□ √

□ √

□ √

	2022 03 30
	XYZH/2022JNAA30070

2021 12 31

2021

2021 12 31

2021

“ ”

1	
2021 12 31 15 8 50 74,105.68 2,577.41	ð ð ð ð ð 2021 ð

	ð
2	
2021 12 31 21 12 50 2021 9,516.26 2021	ð ð ð ð ð
3	
2021 12 31 33 41 2021 373,446.28	ð ð , ð ð ð ð ð ð

( ) 2021

1

2021 12 31 1

	2,144,833.69	2,314,697.29
	9,929,101.58	
	2,181,361,123.66	2,493,577,016.35
	10,029,521.56	7,620,542.62
	1,530,636.81	4,591,910.73
	376,053,902.88	393,688,845.70
	29,065,116.69	35,217,034.73
	728,107.60	728,107.60
	2,610,842,344.47	2,937,738,155.02
	4,457,611,299.31	5,175,635,815.38
	1,916,706,214.72	2,054,225,378.29
	101,209,067.42	121,472,511.10
	599,514,345.81	648,352,428.48
	70,368,931.26	83,749,468.02
	57,833,087.83	54,493,884.87

	2021	
	25,793,838.53	27,192,105.60
	64,231,003.43	43,853,326.94
	107,001,393.82	139,784,923.46
	67,434,388.00	50,195,434.08
	3,010,092,270.82	3,223,319,460.84

	187,753,923.88	187,753,923.88
		11,236.91
	-434,047,824.92	-66,030,056.80
	1,413,238,861.87	1,780,737,084.59
	-53,491,100.48	20,832,805.21
	1,359,747,761.39	1,801,569,889.80
	4,457,611,299.31	5,175,635,815.38

2

	2021 12 31	2020 12 31
	436,544,593.46	708,481,226.15
	235,005,278.71	164,945,170.51
	479,545,005.49	442,232,065.03
	19,659,349.46	10,980,000.00
	426,201,478.54	618,700,408.46
	796,550,952.25	756,323,484.10
	436,663,347.98	511,814,843.00
	2,043,097.81	3,749,202.40
	2,832,213,103.70	3,217,226,399.65
	1,144,019,921.73	1,144,019,921.73

	784,931,166.70	889,048,148.96
	1,530,636.81	4,591,910.73
	82,472,382.44	91,321,208.29
	27,076,567.03	33,048,514.20
	378,107.60	378,107.60
	2,040,408,782.31	2,162,407,811.51
	4,872,621,886.01	5,379,634,211.16
	1,418,106,214.72	1,543,791,887.49
	609,535,150.42	692,839,443.49
	223,914,737.78	219,825,699.80
	42,114,515.40	55,899,703.37
	37,321,606.89	34,757,933.77
	20,493,658.49	23,942,984.02
	36,511,456.64	139,153,160.81
	29,335,550.92	63,235,847.52
	63,768,573.13	46,582,393.75
	2,481,101,464.39	2,820,029,054.02

		4,968,359.84
	37,742,329.02	4,585,000.00
	558,467.38	14,392,824.64
	38,300,796.40	23,946,184.48
	2,519,402,260.79	2,843,975,238.50
	797,848,400.00	797,848,400.00
	863,337,643.70	863,150,490.92
	187,753,923.88	187,753,923.88
	504,279,657.64	686,906,157.86
	2,353,219,625.22	2,535,658,972.66
	4,872,621,886.01	5,379,634,211.16

3

	2021	2020
	3,734,462,841.12	3,009,719,029.66
	3,734,462,841.12	3,009,719,029.66

	3,999,888,750.28	3,342,727,781.59
	3,514,477,916.63	2,902,436,729.61
	20,493,455.61	19,116,487.72
	13,402,249.30	14,948,332.92
	278,990,958.47	194,470,836.86
	57,076,465.12	52,542,810.96
	115,447,705.15	159,212,583.52
	114,302,110.50	137,373,401.15
	4,907,692.93	5,507,436.70
	2,335,726.68	17,770,915.00
“ ”	-169,863.60	-39,767.09
	-169,863.60	-242,363.72
“ - ”		
“ ”		
“ ”		
“ - ”	14,647,126.44	1,142,033.60
“ - ”	-112,901,651.42	-1,047,770.83
“ - ”	399,239.27	353,358,239.23
“ ”	-361,115,331.79	38,174,897.98
	5,272,356.06	7,928,370.13
	6,213,826.89	28,574,721.15
“ ”	-362,056,802.62	17,528,546.96
	6,363,692.81	6,073,146.60
“ ”	-368,420,495.43	11,455,400.36

		2021	
1.	“ ”	-368,420,495.43	11,455,400.36
2.	“ ”		
1.		-368,017,768.12	32,178,630.99
2.		-402,727.31	-20,723,230.63
		381,810.59	1,154,980.84
		343,629.53	1,039,482.75
1.			
2.			
3.			
4.			
5.			
		343,629.53	1,039,482.75
1.			
2.			
3.			
4.			
5.			
6. F 1 CRÅ@¥u1A			

1.		
2.		
3.		
4.		
5.		
6.		
7.		
	-182,626,500.22	178,014,617.29

5

	2021	2020
	3,542,841,808.43	

	237,173,190.04	218,845,466.30
	87,793,221.20	64,671,810.63
	162,433,883.14	181,011,346.51
	3,550,836,304.27	3,197,255,683.94
	35,792,357.33	206,901,178.06
		202,596.63
	141,494,574.19	359,483,822.99
	141,494,574.19	359,686,419.62
	51,969,039.99	45,411,071.25
	51,969,039.99	45,411,071.25
	89,525,534.20	314,275,348.37
	2,287,714,757.03	2,852,941,196.24
	2,287,714,757.03	2,852,941,196.24
	2,501,463,050.37	3,024,882,265.41
	105,049,340.61	134,196,138.89
	90,696,272.67	
	2,697,208,663.65	3,159,078,404.30
	-409,493,906.62	-306,137,208.06

	-1,603,983.73	-11,306,958.07
	-285,779,998.82	203,732,360.30
	699,989,196.48	496,256,836.18
	414,209,197.66	699,989,196.48

6

	2021	2020
	1,895,258,103.49	2,728,716,449.21
	10,541,216.58	11,386,191.32
	48,127,509.74	57,281,900.22
	1,953,926,829.81	2,797,384,540.75
	1,682,099,387.51	1,979,664,494.16
	151,058,474.39	140,012,760.59
	48,366,631.74	55,960,222.84
	281,534,264.15	93,653,455.62
	2,163,058,757.79	2,269,290,933.21
	-209,131,927.98	528,093,607.54
	141,329,450.24	350,353,720.67
	141,329,450.24	350,353,720.67
	16,639,557.79	13,478,632.52
	16,639,557.79	13,478,632.52
	124,689,892.45	336,875,088.15

	1,789,114,757.03	2,103,910,240.90
	1,789,114,757.03	2,103,910,240.90
	1,914,029,559.57	2,658,342,766.87
	77,914,081.82	106,295,904.76
	1,991,943,641.39	2,764,638,671.63
	-202,828,884.36	-660,728,430.73
	-1,551,251.07	-11,157,610.90
	-288,822,170.96	193,082,654.06
	664,816,726.15	471,734,072.09
	375,994,555.19	664,816,726.15

7

	2021														
	797,848,400.00				863,169,158.42		-2,015,577.82		187,753,923.88	11,236.91	-66,030,056.80		1,780,737,084.59	20,832,805.21	1,801,569,889.80
	797,848,400.00				863,169,158.42		-2,015,577.82		187,753,923.88	11,236.91	-66,030,056.80		1,780,737,084.59	20,832,805.21	1,801,569,889.80
“ ”					187,152.78		343,629.53			-11,236.91	-368,017,768.12		-367,498,222.72	-74,323,905.69	-441,822,128.41
							343,629.53				-368,017,768.12		-367,674,138.59	-364,546.25	-368,038,684.84
					187,152.78								187,152.78		187,152.78
1															
2															
3															
4					187,152.78								187,152.78		187,152.78
1															
2															

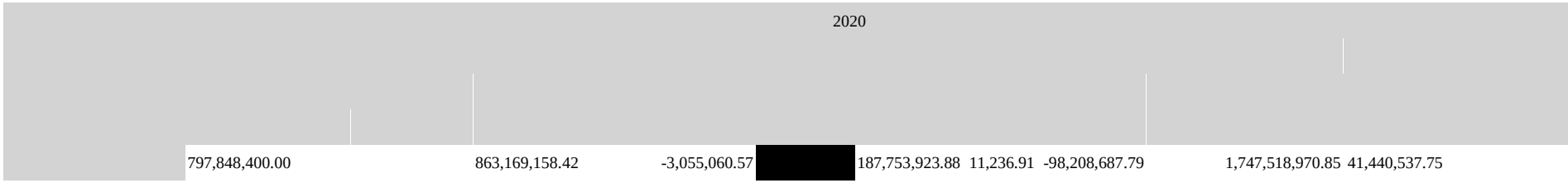
2020
797,848,400.00
863,169,158.42
-3,055,060.57
187,753,923.88
11,236.91
-98,208,687.79
1,747,518,970.85
41,440,537.75

8

	2021											
	797,848,400.00				863,150,490.92				187,753,923.88	686,906,157.86		2,535,658,972.66
	797,848,400.00				863,150,490.92				187,753,923.88	686,906,157.86		2,535,658,972.66
“ ”					187,152.78					-182,626,500.22		-182,439,347.44
										-182,626,500.22		-182,626,500.22
					187,152.78							187,152.78
1												
2												
3												
4					187,152.78							187,152.78
1												
2												
3												

1
2 3 4
5 6

2021

2												
3												
4												
5												
6												
1								11,471,893.58				11,471,893.58
2								11,471,893.58				11,471,893.58
	797,848,400.00				863,150,490.92				187,753,923.88	686,906,157.86		2,535,658,972.66

“ ” “ ”

2001 12 27 [2001]53

0Ë3ęÐ ÐKå ÑŠ Î ÐT

¡„õy [2003]50 ' ¡„õy î 2004 ¤ ضد

2021

“ ”

2

1 50,000.00

2

3

4

4.10

1

2

1 1 12 31

3

12 1 1 12 31

4

5

6

“

”

2021

7

,

8

3

9

1

2

“ ”

10

1

1

2

2

3

4

5

11

12

14 -

30

30

ð

ð

ð

ð

ð

ð

“ ” “ ”

2021

“

” “ ” “ ” “ ”

	1	1-2	2-3	3-5	5
	1.00%	50.00%	75.00%	85.00%	100.00%

13

14

12

“ ”

“ ”

“ ”

“ ” “ ”

15

16

12

“ ” “ ”

“

” “ ” “ ”

17

1

2

3

18

1 1

2

2 “ ”

3

3

4

5

6

9B3

= ½%Cã1 T65

1 µ ^ ,´

22

ð ð [2017]7

22 ð ð [2017]7

“

”

20

24

1

2

3

25

1

2

1
2
3

4
5

26

Ã э м

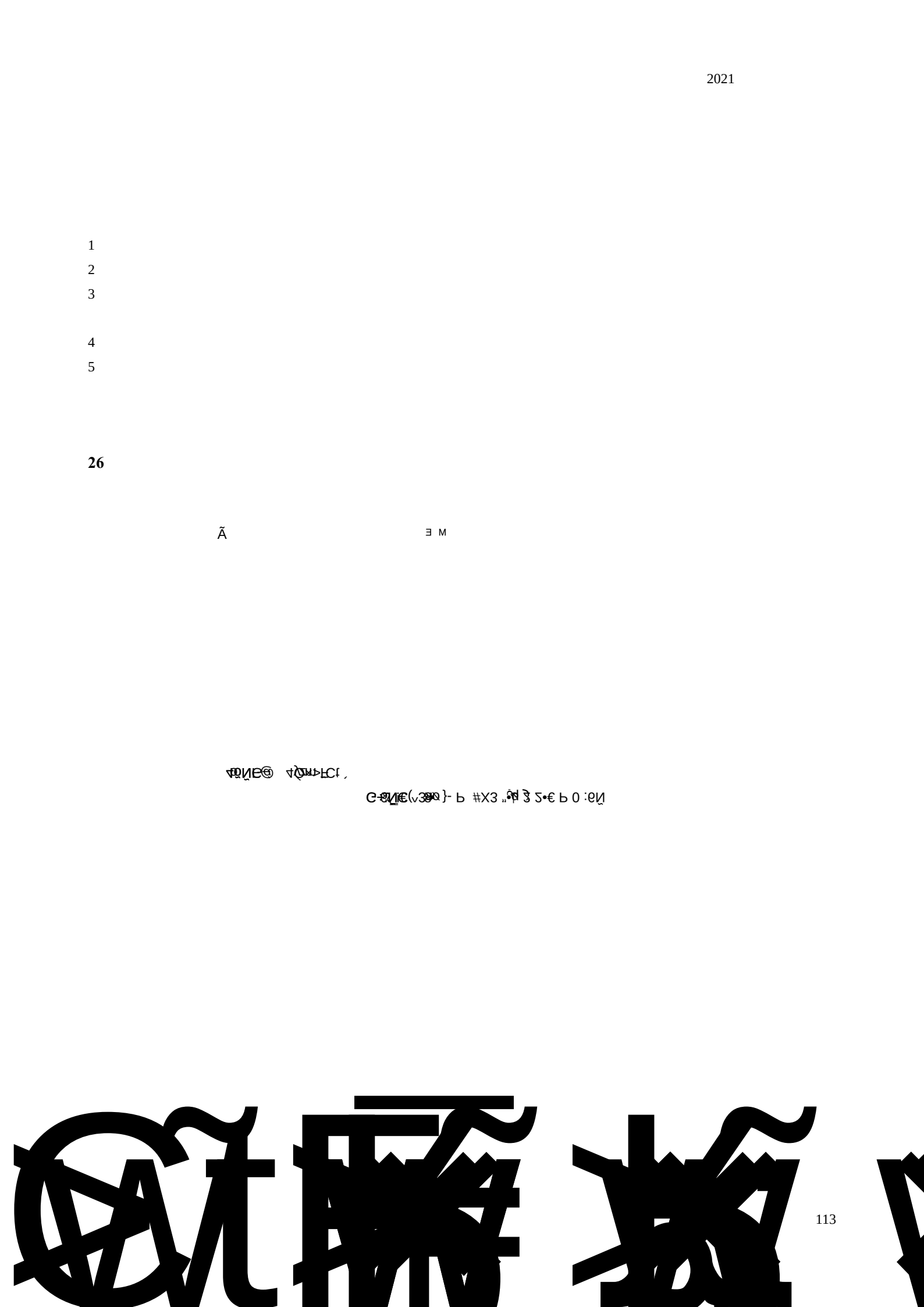

29

1

2

3

4

30

1

1

2

2

3

31

32

[2012]16

3 [2009]8

1	1,000		2%
2	1,000	1	1%
3	1	10	0.2%
4	10	50	0.1%
5	50		0.05%

“ ”

33

1

1
2
3

1
2
3
4
5

2

34

(1)

1

2

1

2

3

35

( )

( )

36

1

2

1

“ 24.

”

3

12

3

“ 36. 1 ”

75%

90%

1

2

,

37

1

2

3

1

2

3

38

1

□ √

2

□ √

3 2021

□ √

1

	58,440.85	53,744.41
	230,349,439.42	509,754,630.52
	244,783,296.42	250,171,428.10
	475,191,176.69	759,979,803.03
	2,258,360.54	2,326,746.13
	244,433,969.19	249,902,559.65

1 MPM

2 242,574,290.00 242,336,453.10 0.00 7,240,000.00 637,575.16 0.00 , 1,571,431.26 594,975.00

3 3 59,759,875.00 59,664,500.00

4

	1,222,104.03	326,106.55
	243,211,865.16	249,576,453.10
	244,433,969.19	249,902,559.65

1,222,104.03

2

1

	235,005,278.71	164,945,170.51
	235,005,278.71	164,945,170.51

	237,379,069.40	100.00%	2,373,790.69	1.00%	235,005,278.71	166,611,283.34	100.00%	1,666,112.83	1.00%	164,945,170.51
	237,379,069.40	100.00%	2,373,790.69	1.00%	235,005,278.71	166,611,283.34	100.00%	1,666,112.83	1.00%	164,945,170.51
	237,379,069.40	100.00%	2,373,790.69	1.00%	235,005,278.71	166,611,283.34	100.00%	1,666,112.83	1.00%	164,945,170.51

1	237,379,069.40	2,373,790.69	1.00%
	237,379,069.40	2,373,790.69	--

1

□ √

2

ɔ	

4

		98,859,800.00
		98,859,800.00

5

6

3

1

	17,352,948.73	4.27%	6,941,179.49	40.00%	10,411,769.24	17,365,734.73	4.22%	3,473,146.95	20.00%	13,892,587.78
	17,352,948.73	4.27%	6,941,179.49	40.00%	10,411,769.24	17,365,734.73	4.22%	3,473,146.95	20.00%	13,892,587.78
	389,487,711.35	95.73%	100,368,504.18	25.77%	289,119,207.17	393,973,746.12	95.78%	119,945,738.62	30.45%	274,028,007.50
	389,487,711.35	95.73%	100,368,504.18	25.77%	289,119,207.17	393,973,746.12	95.78%	119,945,738.62	30.45%	274,028,007.50
	406,840,660.08		107,309,683.67		299,530,976.41	411,339,480.85		123,418,885.57		287,920,595.28

	17,352,948.73	6,941,179.49	40.00%	
	17,352,948.73	6,941,179.49	--	--

1	286,440,544.44	2,864,405.44	1.00%
1-2	9,564,790.04	4,782,395.02	50.00%
2-3	2,354,706.30	1,766,029.73	75.00%
3-4	168,705.00	143,399.25	85.00%
4-5	977,938.85	831,248.02	85.00%
5	89,981,026.72	89,981,026.72	100.00%
	389,487,711.35	100,368,504.18	--

□ √

1 1	286,440,544.44
1 2	9,564,790.04
2 3	2,354,706.30
3	108,480,619.30
3 4	168,705.00
4 5	977,938.85
5	107,333,975.45
	406,840,660.08

2

	123,418,885.57	2,697,733.02	16,594,741.67	2,212,193.25		107,309,683.67
	123,418,885.57	2,697,733.02	16,594,741.67	2,212,193.25		107,309,683.67

Fairmont international Oil Corporation	15,649,487.13	
Samasu International Oil Corporation	945,254.54	
	16,594,741.67	--

3

SAMASU INTERNATIONAL OIL CORPORATION	2,212,193.25

SAMASU INTERNATIONAL OIL CORPORATION		2,212,193.25			
	--	2,212,193.25	--	--	--

2021 6 10 Fairmont international Oil Corporation Samasu International Oil Corporation Fairmont international Oil Corporation Samasu International Oil Corporation 2021 6 17 2,398,425.59 145,172.24 Samasu International Oil Corporation 338,735.22

4

	73,951,944.87	18.18%	739,519.45
	66,918,716.83	16.45%	3,821,211.84
	54,689,548.95	13.44%	546,895.49
	46,429,189.80	11.41%	464,291.90
	44,633,850.89	10.97%	44,633,850.89
	286,623,251.34	70.45%	

5

2021 12 31

6

2021 12 31

2021 12 31

4

	28,539,024.92	33,575,777.00
	28,539,024.92	33,575,777.00

√ □

□ √

1

2

	676,377,402.37	
	676,377,402.37	

5

		951,005.30
		951,005.30

1

		38,938,901.90
		37,987,896.60
		951,005.30

2

		951,005.30
		951,005.30

3

		%		%	
	36,913,901.90	94.80	35,962,896.60	97.42	951,005.30
	2,025,000.00	5.20	2,025,000.00	100.00	
	38,938,901.90	100.00	37,987,896.60	ð	951,005.30

4

2021 12 31

	12	( )	( )	
2021 1 1			37,987,896.60	37,987,896.60
2021 1 1	ð	ð	ð	ð
--				
--				
--				
--				
			2,091,573.70	2,091,573.70

			35,896,322.90	35,896,322.90
2021 12 31				

5

	37,987,896.60		2,091,573.70	35,896,322.90	
	37,987,896.60		2,091,573.70	35,896,322.90	

6

	35,896,322.90

6

1

1	48,617,999.52	98.02%	24,122,905.08	97.44%
1 2	799,233.62	1.61%		
2 3			10,800.00	0.04%
3	181,157.27	0.37%	622,237.76	2.52%
	49,598,390.41	--	24,755,942.84	--

1

2

			(%)
	29,954,987.56	1	60.40

	6,144,959.09	1	12.39
	2,635,200.00	1	5.31
	2,063,521.40	1	4.16
	1,655,474.16	1	3.34
	42,454,142.21	ð	85.60

7

	17,440,781.64	156,486,818.72
	17,440,781.64	156,486,818.72

1

1

	871,000.00	1,227,252.00
/	3,543,428.90	2,108,347.00
	1,390,351.30	1,300,685.00
	14,534,560.09	154,115,315.32
	-2,898,558.65	-2,264,780.60
	17,440,781.64	156,486,818.72

2

	12	( )	( )	
2021 1 1	788,527.49	1,476,253.11		2,264,780.60
2021 1 1	ð ð	ð ð	ð ð	ð ð
	926,149.44			926,149.44
		292,371.39		292,371.39
2021 12 31	1,714,676.93	1,183,881.72		2,898,558.65

□ √

1 1	4,853,120.54
1 2	13,565,457.23
2 3	69,800.00
3	1,850,962.52
3 4	540,278.91
5	1,310,683.61
	20,339,340.29

3

	2,264,780.60	926,149.44	292,371.39			2,898,558.65
	2,264,780.60	926,149.44	292,371.39			2,898,558.65

4

5

		12,808,000.00	1-2	62.97%	1,536,960.00
		1,163,185.30	1	5.72%	
		756,469.60	1-2	3.72%	
		1,300,000.00	5	6.39%	624,000.00
		1,045,669.89	1	5.14%	157,245.54

		848,153.00	1	4.17%	
	--	17,921,477.79	--	88.11%	2,318,205.54

6

7

2021 12 31

8

2021 12 31

1 2021 12 31

2

- ( )	100,000.00	100,000.00			671,000.00
- ( )		100,000.00	300,000.00	100,000.00	727,252.00
( )					

8

1

	324,678,268.84	9,534,159.35	315,144,109.49	370,245,791.30	5,068,482.54	365,177,308.76
	87,623,375.56	2,519,968.24	85,103,407.32	107,978,797.99	1,481,224.74	106,497,573.25
	313,040,362.71	11,692,151.69	301,348,211.02	321,415,737.28	5,966,469.73	315,449,267.55
	15,714,830.09	2,027,770.81	13,687,059.28	253,795.42	330.20	253,465.22

	741,056,837.20	25,774,050.09	715,282,787.11	799,894,121.99	12,516,507.21	787,377,614.78

2

	5,068,482.54	6,416,206.16		1,950,529.35		9,534,159.35
	1,481,224.74	2,089,901.26		1,051,157.76		2,519,968.24
	5,966,469.73	8,480,952.26		2,755,270.30		11,692,151.69
	330.20	2,027,770.81		330.20		2,027,770.81
	12,516,507.21	19,014,830.49		5,757,287.61		25,774,050.09

1,275,797.68 4,481,489.93

3

4

9

	23,399,318.58	17,099,685.84
		255,055.85
	738,122.56	2,074,331.20
	2,043,097.81	2,475,860.01
	26,180,538.95	21,904,932.90

10

	( )									( )	
	2,314,697.29			-169,863.60						2,144,833.69	
	2,314,697.29			-169,863.60						2,144,833.69	
	2,314,697.29			-169,863.60						2,144,833.69	

11

1

√ □

1.		
2.	29,316,909.77	29,316,909.77
1		
2 \ \	29,316,909.77	29,316,909.77
3		
3.		
1		
2		
4.	29,316,909.77	29,316,909.77
1.		
2.	14,771,329.91	14,771,329.91
1	674,999.34	674,999.34
2 \	14,096,330.57	14,096,330.57

3.		
1		
2		
4.	14,771,329.91	14,771,329.91
1.		
2.	4,616,478.28	4,616,478.28
1		
2 \	4,616,478.28	4,616,478.28
3		
1		
2		
4.	4,616,478.28	4,616,478.28
1.	9,929,101.58	9,929,101.58
2.		

2

□ √

3

12

	2,181,361,123.66	2,493,577,016.35
	2,181,361,123.66	2,493,577,016.35

1

1.	952,316,538.20	3,309,613,999.73	116,666,978.80	13,371,621.87	4,391,969,138.60

	37,262,863.69	35,123,666.49	850.00	2,138,347.20	
	516,238,640.44	367,794,983.34	77,334,103.51	71,109,553.59	

3

	9,929,101.58
	25,552,870.63
	35,481,972.21

4

	227,773,258.67	

13

	10,029,521.56	7,620,542.62
	10,029,521.56	7,620,542.62

1

	10,029,521.56		10,029,521.56	7,620,542.62		7,620,542.62
	10,029,521.56		10,029,521.56	7,620,542.62		7,620,542.62

2

14

1.	4,591,910.73	4,591,910.73
2.		
3.		
4.	4,591,910.73	4,591,910.73
1.		
2.	3,061,273.92	3,061,273.92
1	3,061,273.92	3,061,273.92
3.		
4.	3,061,273.92	3,061,273.92
1.	1,530,636.81	1,530,636.81
2.	4,591,910.73	4,591,910.73

15

1

1.	446,183,759.48	2,886,248.19	406,720,362.93	770,036.72	856,560,407.32
2.			4,717,944.36		4,717,944.36
1					
2			4,717,944.36		4,717,944.36
3					
3.					
1					
4.	446,183,759.48	2,886,248.19	411,438,307.29	770,036.72	861,278,351.68
1.	77,018,612.26	2,810,407.22	348,304,129.97	770,036.72	428,903,186.17

2.	10,500,479.81	36,467.40	11,815,939.97		22,352,887.18
1	10,500,479.81	36,467.40	11,815,939.97		22,352,887.18
3.					
1					
4.	87,519,092.07	2,846,874.62	360,120,069.94	770,036.72	451,256,073.35
1.			33,968,375.45		33,968,375.45
2.					
1					
3.					
1					
4.			33,968,375.45		33,968,375.45
1.	358,664,667.41	39,373.57	17,349,861.90		376,053,902.88
2.	369,165,147.22	75,840.97	24,447,857.51		393,688,845.70

4.61%

16

		2,495,446.15				2,495,446.15		
		7,286,215.21				7,286,215.21		
		4,717,944.36			4,717,944.36			
		5,818,198.46				5,818,198.46		
		6,105,531.21				6,105,531.21		
		5,526,632.72				5,526,632.72		
		5,053,823.83				5,053,823.83		
		37,003,791.94			4,717,944.36	32,285,847.58		

“ 25 ”

17 /

1

	7,954,198.64	1,988,549.66	8,674,082.12	2,168,520.53
	2,373,790.69	356,068.60	1,666,112.83	249,916.92
	106,898,400.53	16,034,760.08	123,240,340.22	18,486,051.03
	1,722,904.75	258,435.71	805,648.76	120,847.31
	14,728,514.57	2,209,277.19	9,699,861.11	1,454,979.17
	54,228,368.96	8,134,255.34	70,518,640.46	10,577,796.07
	558,467.38	83,770.11	14,392,824.64	2,158,923.70
	188,464,645.52	29,065,116.69	228,997,510.14	35,217,034.73

2

	15,237.52	3,809.38	15,237.52	3,809.38
	21,433,554.56	5,358,388.64	22,227,357.96	5,556,839.49
	21,448,792.08	5,362,198.02	22,242,595.48	5,560,648.87

3

		29,065,116.69		35,217,034.73
		5,362,198.02		5,560,648.87

4

	174,502,936.99	109,150,800.67

	1,249,185,686.71	986,842,767.09
	1,423,688,623.70	1,095,993,567.76

5

2021		158,888,578.18	
2022	175,248,363.36	175,248,363.36	
2023	52,476,863.76	52,476,863.76	
2024	219,261,742.73	219,282,588.57	
2025	163,165,974.67	164,322,306.42	
2026	295,336,582.84	144,086,568.32	
2029	72,537,498.48	72,537,498.48	
2031	271,158,660.87		
	1,249,185,686.71	986,842,767.09	--

18

	350,000.00	350,000.00	350,000.00	350,000.00
	378,107.60	378,107.60	378,107.60	378,107.60
	728,107.60	728,107.60	728,107.60	728,107.60

2021 4.69% 2020 4.46%

2

20

	101,209,067.42	121,472,511.10
	101,209,067.42	121,472,511.10

0.00

21

1

	599,514,345.81	648,352,428.48
	599,514,345.81	648,352,428.48

2 1

	5,333,245.98	
	4,090,685.89	
	3,906,684.00	
	3,884,199.70	
	3,537,794.87	
	20,752,610.44	--

( )

2	229,215,757.87	235,495,851.68
2-3	33,827,947.46	60,317,253.24
3-4	33,924,584.31	49,675,192.97
4 -1	136,448,161.09	119,046,525.55
1-2	60,116,780.67	90,009,423.77
2-3	36,152,773.49	31,048,337.92
3	69,828,340.92	62,759,843.35
	599,514,345.81	648,352,428.48

22

	70,368,931.26	83,749,468.02
	70,368,931.26	83,749,468.02

23

1

	54,493,884.87	218,235,559.93	214,896,356.97	57,833,087.83
-		20,617,695.51	20,617,695.51	
	54,493,884.87	238,853,255.44	235,514,052.48	57,833,087.83

2

1	39,050,417.01	191,568,397.82	190,049,204.66	40,569,610.17
2		3,904,387.65	3,904,387.65	
3		10,893,245.73	10,893,245.73	
		8,830,379.69	8,830,379.69	
		850,430.38	850,430.38	
		1,212,435.66	1,212,435.66	
4		6,886,211.02	6,886,211.02	

2021

5	15,443,467.86	4,983,317.71	3,163,307.91	17,263,477.66
	54,493,884.87	218,235,559.93	214,896,356.97	57,833,087.83

3

1		19,756,274.70	19,756,274.70	
2		861,420.81	861,420.81	
		20,617,695.51	20,617,695.51	

,

40,569,610.17 2022

2021 12 31

2020 2021 12 31

24

	14,640,926.26	15,593,882.12
	6,222,288.30	6,510,813.92
	99,319.08	1,083,896.01
	1,283,658.93	1,015,263.75
	936,701.23	1,231,131.25
	869,314.20	639,164.00
	916,899.23	724,499.53
		74,457.99
	673,404.96	236,453.80
	151,326.34	82,543.23
	25,793,838.53	27,192,105.60

25

	64,231,003.43	43,853,326.94
	64,231,003.43	43,853,326.94

1

1



28

1

	114,807,460.40	190,612,226.47
	-77,665,842.90	-76,549,075.94
	37,141,617.50	114,063,150.53

2021 6.70%

	114,807,460.40	190,612,226.47
	114,807,460.40	190,612,226.47
	77,665,842.90	76,549,075.94
	37,141,617.50	114,063,150.53
	77,665,842.90	76,549,075.94
	37,141,617.50	114,063,150.53

29

	5,582,154.56	15,159,675.79
	-5,582,154.56	-10,191,315.95
		4,968,359.84

30

	37,742,329.02	4,585,000.00
	37,742,329.02	4,585,000.00

1

	37,742,329.02	4,585,000.00

2021 9.66%

	61,495,725.38	57,629,531.57
	61,495,725.38	57,629,531.57
	23,753,396.36	53,044,531.57
	19,674,948.82	4,585,000.00
	18,067,380.20	
	23,753,396.36	53,044,531.57
	37,742,329.02	4,585,000.00

31

	558,467.38	14,392,824.64	2
	558,467.38	14,392,824.64	--

32

	7,176,480.86		209,825.68	6,966,655.18	
	7,176,480.86		209,825.68	6,966,655.18	--

								/

	6,780,983.62			173,871.38			6,607,112.24	
	395,497.24			35,954.30			359,542.94	
	7,176,480.86			209,825.68			6,966,655.18	

1 [2016]3
2016 2 24 6,954,855.00
173,871.38

2
[2018]42 2019 2 25 719,085.90
35,954.30

33

		+ -					
	797,848,400.00						797,848,400.00

34

	849,481,990.92			849,481,990.92
	13,687,167.50	187,152.78		13,874,320.28
	863,169,158.42	187,152.78		863,356,311.20

35

	-2,015,577.82	381,810.59				343,629.53	38,181.06	-1,671,948.29
	-2,015,577.82	381,810.59				343,629.53	38,181.06	-1,671,948.29
	-2,015,577.82	381,810.59				343,629.53	38,181.06	-1,671,948.29

36

		24,468,609.59	24,468,609.59	
		24,468,609.59	24,468,609.59	

[2012]16

37

	187,753,923.88			187,753,923.88
	187,753,923.88			187,753,923.88

38

	11,236.91		11,236.91	
	11,236.91		11,236.91	

39

	-66,030,056.80	-98,208,687.79
	-66,030,056.80	-98,208,687.79
	-368,017,768.12	32,178,630.99
	-434,047,824.92	-66,030,056.80

2020 2021 12 31

1) 0.00

2) 0.00

3) 0.00

4) 0.00

5) 0.00

40

	%		
	30.00	-53,415,263.28	-50,841,975.41
	50.00	0.00	71,780,347.47
MPM	10.00	-75,837.20	-105,566.85
	ð	-53,491,100.48	20,832,805.21

41

	3,628,736,513.11	3,419,126,424.09	2,945,891,154.47	2,844,382,010.97
	105,726,328.01	95,351,492.54	63,827,875.19	58,054,718.64

3.	1,459,929.82			
	105,726,328.01		63,827,875.19	
	ð ð	ð ð	ð ð	ð ð
	0.00		0.00	
	3,628,736,513.11		2,945,891,154.47	

	2,047,507,945.84						2,047,507,945.84
		25,281,830.99					25,281,830.99
			8,885,631.54				8,885,631.54
				815,847,918.60			815,847,918.60
					710,405,198.10		710,405,198.10
						126,534,316.05	126,534,316.05
	1,855,768,131.39	25,083,031.17	3,157,844.67	815,847,918.60	710,405,198.10	126,518,165.05	3,536,780,288.98
	191,739,814.45	198,799.82	5,727,786.87			16,151.00	197,682,552.14
	2,047,507,945.84	25,281,830.99	8,885,631.54	815,847,918.60	710,405,198.10	126,534,316.05	3,734,462,841.12
	2,047,507,945.84	25,281,830.99	8,885,631.54	815,847,918.60	710,405,198.10	126,534,316.05	3,734,462,841.12

6.14 2022

42

47

		13,041,300.00
	1,402,091.88	2,244,789.32
	35,954.30	35,954.30
	106,000.00	1,630,000.00
	791,680.50	818,871.38
	2,335,726.68	17,770,915.00

48

	-169,863.60	-242,363.72
		202,596.63
	-169,863.60	-39,767.09

49

	-6,3,3,7-0,7 0 .

51

	399,239.27	353,358,239.23
:		
:		
	399,239.27	353,358,239.23
:	399,239.27	180,980,820.92
		172,377,418.31
	399,239.27	353,358,239.23

52

	58,988.81		58,988.81
	5,213,367.25	7,928,370.13	5,213,367.25
	5,272,356.06	7,928,370.13	5,272,356.06

53

	245,000.00	120,000.00	245,000.00
	3,636,447.61	2,426,957.31	3,636,447.61
	979,747.94	25,358,236.00	979,747.94
	1,352,631.34	669,527.84	1,352,631.34
	6,213,826.89	28,574,721.15	6,213,826.89

54

1

	410,225.62	1,251,926.93
	5,953,467.19	4,821,219.67
	6,363,692.81	6,073,146.60

2

	-362,056,802.62
/	-54,308,520.39
	-15,516,259.02
	201,945.66
	-224,817.83
	3,223,078.80
	-25,866,036.45
	109,859,312.53
	-11,005,010.49
	6,363,692.81

55

35

56

1

	2,125,901.00	17,561,596.32
	4,907,692.93	5,719,712.15
	15,744,127.52	
		23,886,941.48
	10,467,915.14	14,976,987.77
	33,245,636.59	62,145,237.72

2

	28,429,826.67	36,630,431.65
	20,207,380.36	4,576,755.04
	4,659,059.63	5,601,454.49
	813,832.97	631,460.52
	24,925,676.09	13,839,218.26
	12,385,660.45	12,559,907.95
	6,174,098.23	5,806,119.91
		18,000,000.00
	16,380,729.75	25,814,869.76
	4,501,924.14	3,532,525.18
	43,955,694.85	54,018,603.75
	162,433,883.14	181,011,346.51

3

	73,960,772.67	
	16,735,500.00	
	90,696,272.67	

57

1

1	--	--
	-368,420,495.43	11,455,400.36
	98,254,524.98	-94,262.77
	223,973,971.67	234,379,707.18
	3,061,273.92	
	22,352,887.18	19,184,422.00

“ ”	-399,239.27	-353,358,239.23
“ ”	3,577,458.80	2,426,957.31
“ ”		
“ ”	115,853,070.04	123,947,523.59
“ ”	169,863.60	39,767.09
“ ”	6,151,918.04	5,014,870.18
“ ”	-198,450.85	-193,650.51
“ ”	54,355,794.86	144,296,653.68
“ ”	-55,643,095.93	231,613,916.19
“ ”	-67,297,124.28	-211,811,887.01
	35,792,357.33	206,901,178.06
2	--	--
3	--	--
	414,209,197.66	699,989,196.48
	699,989,196.48	496,256,836.18
	-285,779,998.82	203,732,360.30

2

	414,209,197.66	699,989,196.48
	58,440.85	53,744.41
	229,127,335.39	509,428,523.97
	185,023,421.42	190,506,928.10
	414,209,197.66	699,989,196.48

3 59,759,875.00

2021

2021 12 31 475,191,176.69 414,209,197.66

3 59,759,875.00 1,222,104.03

58

	244,433,969.19	
	57,940,860.42	
	455,850,196.68	
	154,256,277.50	
	4,439,391.74	
	916,920,695.53	--

59

1

	--	--	35,650,988.90
	5,494,370.87	6.3757	35,030,460.36
	85,949.35	7.2197	620,528.52
	0.03	0.8176	0.02
	--	--	115,747,110.72
	17,995,914.09	6.3757	114,736,549.46
	139,972.75	7.2197	1,010,561.26
			15,066,905.75
	2,363,176.71	6.3757	15,066,905.75

2

√ □

MPM 90%

60

1

	1,402,091.88	1,402,091.88
	359,542.94	35,954.30
	106,000.00	106,000.00
	6,607,112.24	173,871.38

				1,000		100.00%	0.00%		
				1,000		51.00%	0.00%		

2021 12 31

2

	30.00%	-2,573,287.87		-53,415,263.28

3

	155,974,302.80	315,579,583.39	471,553,886.19	629,175,841.46		629,175,841.46	358,593,909.81	433,636,788.16	792,230,697.97	899,430,924.37		899,430,924.37

	2,255,270,055.61	23,548,867.48	23,548,867.48	115,274,907.51	1,686,441,547.74	-66,556,791.93	-66,556,791.93	190,040,654.33

4

5

2

1

3

(1)

				%		
				0.00	30.00	

2

	/	/
	--	--
	--	--
	--	--
	2,144,833.69	2,314,697.29
	--	--
--	-169,863.60	-242,363.72
--	-169,863.60	-242,363.72

3

4

5

6

4

1

(1)

1

MPM 2021 12 31

	2021 12 31	2020 12 31
-	35,030,460.36	197,995,723.66
-	620,528.52	2.97
-	0.02	0.03
-	114,736,549.46	112,740,075.21
-	1,010,561.26	1,179,465.07
-		32,624,500.00
-	15,066,905.75	20,019,063.18
-	9,281,633.63	27,324,814.53

2)

2021 12 31

496,800,000.00 2020 12 31 573,800,000.00

1,591,509,067.97 2020 12 31 1,728,667,136.33

2021

3

(2)

2021 12 31

286,623,251.34

3

2021 12 31 350,000,000.00

2020 12 31 567,336,700.00 350,000,000.00 2020 12 31

567,336,700.00

2021 12 31

	475,191,176.69				475,191,176.69
	235,005,278.71				235,005,278.71
	299,530,976.41				299,530,976.41
	28,539,024.92				28,539,024.92
	17,440,781.64				17,440,781.64
	1,916,706,214.72				1,916,706,214.72
	101,209,067.42				101,209,067.42
	599,514,345.81				599,514,345.81
	64,231,003.43				64,231,003.43

	107,001,393.82				107,001,393.82
	67,434,388.00				67,434,388.00
		37,141,617.50			37,141,617.50
		19,674,948.82	18,067,380.20		37,742,329.02

2

(1)

		2021		2020	
	5%	5,398,191.68	5,398,191.68	9,870,299.53	9,870,299.53
	5%	-5,398,191.68	-5,398,191.68	-9,870,299.53	-9,870,299.53

(2)

		2021		2020	
	1%	-2,816,171.38	-2,816,171.38	-2,707,292.50	-2,707,292.50
	1%	2,816,171.38	2,816,171.38	2,707,292.50	2,707,292.50

1

2021 12 31

1

A 235,617,000 29.53%

2

1

3

4

TATA	
	5%
	5%
	5%
	5%

5

1

/

		4,695,191.41	1,930,952.50

2

	115,408,495.33	2020 06 30	2023 06 30	

2020 5 15

20,000

36

2019 http://www.cninfo.com.cn 2020-030

2021

	115,408,495.33	2020 06 30	2023 06 30	

2020 5 15

20,000

3

	50,000,000.00	2020 12 02	2021 02 07	
	50,000,000.00	2020 12 02	2021 04 16	
	100,000,000.00	2021 02 08	2021 03 18	
	100,000,000.00	2021 04 01	2021 04 06	
	80,000,000.00	2021 05 11	2021 05 13	
	9,000,000.00	2021 06 17	2021 06 24	
	50,000,000.00	2021 06 17	-	

1 2020 11 13 2020 11 25 2020

3.5 1

2 2021 11 26 5

2021 11 26 1

4

2021

0.00	0.00	0.00	0.00	0.00
0.00	0.00	0.00	0.00	0.00
0.00	527,584.00	27,347.88	39,051.33	593,983.21
0.00	100,763.08	0.00	0.00	100,763.08
0.00	282,155.65	16,988.83	2,414.55	301,559.03
0.00	**910,502.73**	**44,336.71**	**41,465.88**	**996,305.32**

0.00	0.00	0.00	0.00

2021

	5,952.38	0.00	0.00	0.00	5,952.38
	5,952.38	**0.00**	**0.00**	**0.00**	**5,952.38**
	122,058.82	0.00	0.00	0.00	122,058.82
	122,058.82	0.00	0.00	0.00	122,058.82
	122,058.82	0.00	0.00	0.00	122,058.82
	366,176.46	**0.00**	**0.00**	**0.00**	**366,176.46**
	0.00	34,344.35	4,366.70	2,952.65	41,663.70
	7,872.62	0.00	0.00	0.00	7,872.62
	7,872.62	0.00	0.00	0.00	7,872.62
	0.00	131,529.65	16,729.90	13,733.22	161,992.77
	26,973.68	0.00	0.00	0.00	26,973.68
	26,973.68	0.00	0.00	0.00	26,973.68
	69,692.60	**165,874.00**	**21,096.60**	**16,685.87**	**273,349.07**
	0.00	121,579.22	9,115.96		130,695.18
	0.00	43,385.73	2,587.75	1,254.38	47,227.86
	0.00	330,469.77	19,050.24	3,520.00	353,040.01
	0.00	655,895.30	22,532.81	21,228.49	699,656.60
	0.00	**1,151,330.02**	**53,286.76**	**26,002.87**	**1,230,619.65**
	441,821.44	**2,227,706.76**	**118,720.07**	**84,154.62**	**2,872,402.89**

2020

	0.00	0.00	0.00	0.00	0.00
	0.00	0.00	0.00	0.00	0.00
	0.00	341,054.02	22,366.83	3,320.00	366,740.85
	0.00	394,727.17	10,266.30	15,106.46	420,099.93
	0.00	**735,781.19**	**32,633.13**	**18,426.46**	**786,840.78**
	73,684.22	0.00	0.00	0.00	73,684.22

	0.00	0.00	0.00	0.00	0.00
	73,684.22	**0.00**	**0.00**	**0.00**	**73,684.22**
	113,157.90	0.00	0.00	0.00	113,157.90
	113,157.90	0.00	0.00	0.00	113,157.90
	113,157.90	0.00	0.00	0.00	113,157.90
	339,473.70	**0.00**	**0.00**	**0.00**	**339,473.70**
	0.00	143,809.98	17,892.86	14,141.12	175,843.96
	35,714.28	0.00	0.00	0.00	35,714.28
	35,714.28	0.00	0.00	0.00	35,714.28
	71,428.56	**143,809.98**	**17,892.86**	**14,141.12**	**247,272.52**
	0.00	554,749.75	22,366.83	13,283.24	590,399.82
	0.00	164,699.19	15,238.03	2,880.00	182,817.22
	0.00	321,117.63	0.00	9,051.88	330,169.51
	0.00	**1,040,566.57**	**37,604.86**	**25,215.12**	**1,103,386.55**
	484,586.48	**1,920,157.74**	**88,130.85**	**57,782.70**	**2,550,657.77**

0 90

	0.00	0.00
	2,689,824.34	2,075,726.34
	134,281.32	99,733.62
	128,241.85	51,530.94
	2,952,347.51	2,226,990.90

0 90 0 100	5	5
	5	5

2021 12 31 5

5

5

6

1

		5,478,146.04	139,345.53	4,406,682.29	1,134,172.74

7

1

□ √

2

□ √

3

□ √

4

5

1

2

1

123,757,110.17 123,100,089.73 72,439,251.03

85% 558,467.38 72,997,718.41

2

3

1

	0.00
	0.00

2

3

1

1

1

6

2

2

2

2021 2020

	3,536,780,288.98	2,717,360,137.40
	197,682,552.14	292,358,892.26
	3,734,462,841.12	3,009,719,029.66

1

1

	17,352,948.73	2.96%	6,941,179.49	40.00%	10,411,769.24	17,365,734.73	3.07%	3,473,146.95	20.00%	13,892,587.78
	17,352,948.73	2.96%	6,941,179.49	40.00%	10,411,769.24	17,365,734.73	3.07%	3,473,146.95	20.00%	13,892,587.78
	569,090,457.29	97.04%	99,957,221.04	17.56%	469,133,236.25	548,106,670.52	96.93%	119,767,193.27	21.85%	428,339,477.25
	355,931,314.21	60.69%	99,957,221.04	28.08%	255,974,093.17	382,304,367.10	67.61%	119,767,193.27	31.33%	262,537,173.83
	213,159,143.08	36.35%			213,159,143.08	165,802,303.42	29.32%			165,802,303.42
	586,443,406.02	-	106,898,400.53	-	479,545,005.49	565,472,405.25		123,240,340.22	-	442,232,065.03

	17,352,948.73	6,941,179.49	40.00%	
	17,352,948.73	6,941,179.49	--	--

1	252,986,748.85	2,529,867.49	1.00%
1-2	9,563,966.14	4,781,983.07	50.00%
2-3	2,252,928.65	1,689,696.49	75.00%
3-4	168,705.00	143,399.25	85.00%
4-5	977,938.85	831,248.02	85.00%
5	89,981,026.72	89,981,026.72	100.00%
	355,931,314.21	99,957,221.04	--

	586,443,406.02

2

	123,240,340.22	2,464,995.23	16,594,741.67	2,212,193.25		106,898,400.53
	123,240,340.22	2,464,995.23	16,594,741.67	2,212,193.25		106,898,400.53

Fairmont international Oil Corporation	15,649,487.13	
Samasu International Oil Corporation	945,254.54	
	16,594,741.67	--

3

	194,569,442.93	33.18%	
	73,951,944.87	12.61%	739,519.45
	66,918,716.83	11.41%	3,821,211.84
	54,689,548.95	9.32%	546,895.49
	46,429,189.80	7.92%	464,291.90
	436,558,843.38	74.44%	--

5

2021 12 31

6

2021 12 31

7

2021 12 31

2

	796,550,952.25	756,323,484.10
	796,550,952.25	756,323,484.10

1

1

	816,000.00	1,155,000.00
/	3,543,428.90	1,494,947.00
	13,984,457.50	152,950,899.25
	779,929,970.60	601,528,286.61
	-1,722,904.75	-805,648.76
	796,550,952.25	756,323,484.10

2

	12	( )	( )	
2021 1 1	785,817.55	19,831.21		805,648.76
2021 1 1	ð ð	ð ð	ð ð	ð ð
	925,860.39			925,860.39
		8,604.40		8,604.40
2021 12 31	1,711,677.94			

5

		683,079,619.50	1	85.57%	
		94,089,880.32	5	11.79%	
		2,760,470.78	5	0.35%	
		12,808,000.00	1-2	1.60%	1,536,960.00
		1,919,654.90	1-2	0.24%	
		1,045,669.89	1	0.13%	157,245.54
	--	795,703,295.39	--	99.68%	1,694,205.54

6

7

2021 12 31

8

2021 12 31

2021 12 31

3

	1,352,019,921.73	208,000,000.00	1,144,019,921.73	1,352,019,921.73	208,000,000.00	1,144,019,921.73
	1,352,019,921.73	208,000,000.00	1,144,019,921.73	1,352,019,921.73	208,000,000.00	1,144,019,921.73

1

	( )					( )	
	1,006,743,691.73					1,006,743,691.73	
	117,000,000.00					117,000,000.00	103,000,000.00
MPM	7,276,230.00					7,276,230.00	
	0.00					0.00	105,000,000.00
	3,000,000.00					3,000,000.00	
	10,000,000.00					10,000,000.00	
	1,144,019,921.73					1,144,019,921.73	208,000,000.00

4

	2,054,453,429.49	1,966,870,923.40	2,414,149,170.68	2,309,477,590.16
	122,249,459.02	117,271,322.79	130,473,717.29	124,989,256.24
	2,176,702,888.51	2,084,142,246.19	2,544,622,887.97	2,434,466,846.40

	2,023,423,881.88				2,023,423,881.88
		25,281,830.99			25,281,830.99
			5,727,786.87		5,727,786.87
				122,269,388.77	122,269,388.77
	1,831,684,067.43	25,083,031.17		122,253,237.77	1,979,020,336.37
	191,739,814.45	198,799.82	5,727,786.87	16,151.00	197,682,552.14
	2,023,423,881.88	25,281,830.99	5,727,786.87	122,269,388.77	2,176,702,888.51

2021

	2,023,423,881.88	25,281,830.99	5,727,786.87	122,269,388.77	2,176,702,888.51

3-6

4.92 2022

1

√ □

	-3,178,219.53	
	2,335,726.68	
	-979,747.94	
	3,615,735.91	
	63,812.14	
	133,704.23	
	1,595,978.75	--

□ √

1 ð ð

□ √

2

		/	/
	-23.05%	-0.46	-0.46
	-23.15%	-0.46	-0.46

34 ð “

” ø ď " لھ تم د m

002490 2022-006

2021

□ √

□ √

□ √

1

			002490 00568
	999		
	0536-5100888		
	0536-5100890		
	dsh@molonggroup.com		

2

“ ”

44.58 13.87% 14.13 20.64%

37.34 24.08% -3.68

9,825.45

3

1

□ √

	2021	2020		2019
	4,457,611,299.31	5,175,635,815.38	-13.87%	5,735,752,344.59
	1,413,238,861.87	1,780,737,084.59	-20.64%	1,747,518,970.85
	2021	2020		2019
	3,734,462,841.12	3,009,719,029.66	24.08%	4,388,904,215.91
	-368,017,768.12	32,178,630.99	-1,243.67%	-196,309,267.90
	-369,613,746.87	-266,995,839.08	-38.43%	-195,511,134.59
	35,792,357.33	206,901,178.06	-82.70%	688,353,418.08
/	-0.46	0.04	-1,250.00%	-0.25
/	-0.46	0.04	-1,250.00%	-0.25
	-23.05%	1.82%	-24.87%	-10.63%

2

	544,093,801.68	1,354,033,775.40	1,047,172,476.68	789,162,787.36
	-109,329,169.93	41,078,374.51	-37,338,874.65	-262,428,098.05
	-110,052,476.77	42,525,518.56	-39,235,636.46	-262,851,152.20
	-198,994,506.89	179,522,875.60	-344,690,508.13	399,954,496.75

□ √

4

1 **10**

	35,702 A 35,657 H 45		38,136		0		0
5% 10							

		29.53%	235,617,000	235,617,000	0	235,617,000		
		13.19%	105,202,930	-141,563,660	0	105,202,930		
		9.20%	73,394,911	73,394,911	0	73,394,911		
		3.99%	31,800,000	31,800,000	0	31,800,000		
		3.89%	31,000,000	31,000,000	0	31,000,000		
		2.93%	23,374,800	23,374,800	0	23,374,800		
		2.90%	23,108,000	-9,060,400	0	23,108,000		
		1.85%	14,736,543	12,033,028	0	14,736,543		
		0.90%	7,177,502	-17,425,198	0	7,177,502		
		0.70%	5,556,200	5,556,200	0	5,556,200		

H H H

2 **10**

□ √

3

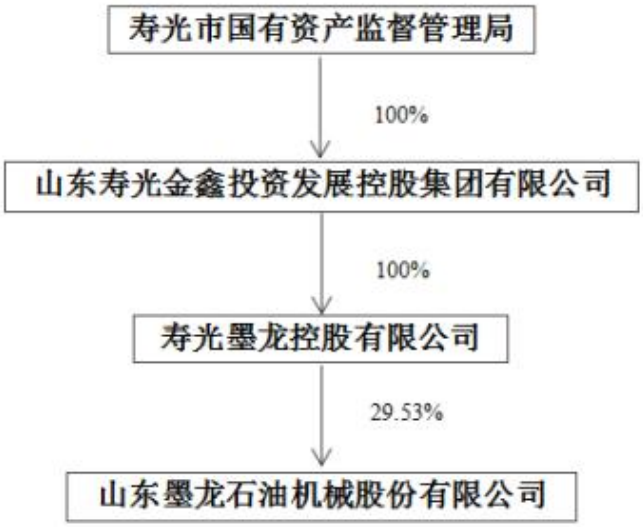

5

□ √

1

2021 2 8 2021 3 3 2021

< > 2021 3 4

2

2021 3 24 235,617,000

A 29.53% 2021 3 23

235,617,000

29.53%

3

2020 3 27

2020-017 2021

12 29

2021-077

4

2020 11 18

2020 2020 11 19

http://www.cninfo.com.cn 2020-056

1.4 4.9 97.45%

5

2021 6 1

2021 10 18

135

65 53